

Marca e Modello	anno costruzione	Pro-Kit fino a ca. -30 mm*	Eibach Sportline fino a ca. -50 mm	Barre antirollio	Bilstein Sport (B6) per assetti standard		Bilstein Sprint (B8) per assetti ribassati fino a 50 mm		Kit Bilstein			
					Anteriore	Posteriore	Anteriore	Posteriore	PSS (B14) reg. in altezza	PSS9 (B16) ...e taratura	PSS 10 reg. in altezza e taratura	B16 Ride Control
<b>ALFA ROMEO</b>												
<b>Alfa 33 (907/A/B)</b>												
Berlina e SW tutti modelli	>2.90	10 06 140 ©										
© = escluso modelli 4WD												
<b>Alfa 75 - 90 (162B)</b>												
1.6 -1.8 -2.0 - 2.0Turbo - TD	85-92	10 04 120				B46-1175	B46-1176					
<b>Alfa 145 (930)</b>												
Modelli con motori boxer	10.94-12.96	10 16 140					B46-1571					
1.4 TS escl. cond.	97-11.00	10 16 240		10 13 320		V36-4037	B46-1571					
1.4 TS incl. cond.	97-11.00	10 19 140		10 13 320		V36-4037	B46-1571					
tutti modelli Twin Spark escl. 1.4	97-11.00	10 19 140		10 13 320		V36-4037	B46-1571					
Quadrifoglio	97-11.00	10 17 140		10 13 320		V36-4037	B46-1571					
2.0TD	97-99	10 17 140		10 13 320		V36-4037	B46-1571					
JTD	99-00	10 17 140		10 13 320		V36-4038	B46-1571					
<b>Alfa 146 (930)</b>												
Modelli con motori boxer	95-12.96	10 16 240					B46-1571					
1.4 TS escl. cond.	97-11.00	10 16 240		10 13 320		V36-4037	B46-1571					
1.4 TS incl. cond.	97-11.00	10 19 140		10 13 320		V36-4037	B46-1571					
tutti modelli Twin Spark escl. 1.4	97-11.00	10 19 140		10 13 320		V36-4037	B46-1571					
2.0TD	97-99	10 19 140		10 13 320		V36-4037	B46-1571					
JTD	99-00	10 19 140		10 13 320		V36-4038	B46-1571					
<b>Alfa 147 (937)</b>												
1.6 - 2.0	10.00>	10 10 001 01 22	20 10 001 02 22	40 10 001 01 11		BE3-2796	VE3-A032	BE3-2797	VE3-A033	HE5-B921	GM5-A072	
1.9 JTD	2001>	10 10 001 02 22	20 10 001 02 22	40 10 001 01 11		BE3-2796	VE3-A032	BE3-2797	VE3-A033	HE5-B921	GM5-A072	
3.2 GTA	2001>	10 10 001 02 22		40 10 001 01 11		BE3-2796	VE3-A032	BE3-2797	VE3-A033	HE5-B921	GM5-A072	
<b>Alfa 155 (167)</b>												
1.7 TS - 1.8 TS - 2.0 TS	3.92-97	10 13 240		10 13 320		V36-4037	B46-1571					
2.0TD 4 cil.	3.92-97	10 13 140		10 13 320		V36-4037	B46-1571					
2.5 V6 - 2.5 TD	3.92-97	10 13 140		10 13 320		V36-4038	B46-1571					
2.0 16V Turbo Q4	3.92-97					V36-4038	B46-1571					
<b>Alfa 156 Berlina (932)</b>												
1.6 - 1.8 - 2.0	10.97-9.05	10 20 140	20 10 002 01 22	10 20 320		BE3-2796	VE3-4720	BE3-2797	VE3-4721	HE5-B921	GM5-A072	
1.9 JTD - 2.5 V6 - 3.2 GTA escl. 2.4 JTD	10.97-9.05	10 21 140	20 10 002 02 22	10 20 320		BE3-2796	VE3-4720	BE3-2797	VE3-4721	HE5-B921	GM5-A072	
2.4 JTD	10.97-9.05			10 20 320		BE3-2796	VE3-4720	BE3-2797	VE3-4721	HE5-B921	GM5-A072	
<b>Alfa 156 Sport Wagon (932)</b>												
1.6 - 1.8 - 2.0	6.00-2.06	10 20 140 ©	20 10 002 01 22 ©	10 20 320		BE3-2796	VE3-4720 ©	BE3-2797	VE3-4721 ©	HE5-B921 ©	GM5-A072 ©	
1.9 JTD - 2.5 V6 - 3.2 GTA	6.00-2.06	10 21 140 ©	20 10 002 02 22 ©	10 20 320		BE3-2796	VE3-4720 ©	BE3-2797	VE3-4721 ©	HE5-B921 ©	GM5-A072 ©	
2.4 JTD	6.00-2.06	10 10 002 04 22 ©		10 20 320		BE3-2796	VE3-4720 ©	BE3-2797	VE3-4721 ©	HE5-B921 ©	GM5-A072 ©	
1.6 - 1.8 - 2.0 (incl. Nivomat)	6.00-2.06	10 20 120	20 10 002 03 20			BE3-2796		BE3-2797				
1.9 JTD - 2.5 V6 - 3.2 GTA (incl. Nivomat)	6.00-2.06	10 21 120	20 10 002 04 20			BE3-2796		BE3-2797				
©= escl. Nivomat, il sistema Nivomat è riconoscibile dal Ø più grosso dell' amm. post. in se stesso (Ø 61mm)						©= escl. Nivomat, il sistema Nivomat è riconoscibile dal Ø più grosso dell' amm. post. in se stesso (Ø 61mm)						

Marca e Modello	anno costruzione	Pro-Kit fino a ca. -30 mm*	Eibach Sportline fino a ca. -50 mm	Barre antirollio	Bilstein Sport (B6) per assetti standard		Bilstein Sprint (B8) per assetti ribassati fino a 50 mm		Kit Bilstein			
					Anteriore	Posteriore	Anteriore	Posteriore	PSS (B14) reg. in altezza	PSS9 (B16) ...e taratura	PSS 10 reg. in altezza e taratura	B16 Ride Control
<b>Alfa 159 Berlina (939)</b>												
1.8 - 1.9 JTS 2.2 JTS - 1.9 JTD	9.05>	10 10 005 01 22	20 10 005 01 22	40 10 005 01 11	BE5-C878	BE5-C879	BE5-C880					
2.4 JTD	9.05>	10 10 005 02 22		40 10 005 01 11	BE5-C878	BE5-C879	BE5-C880					
3.2 JTS V6 4X4	9.05>	10 10 005 05 22			BE5-C878	BE5-C879	BE5-C880					
<b>Alfa 159 SW (939)</b>												
1.8 - 1.9 JTS - 1.9 JTD	2.06>	10 10 005 03 22	20 10 005 02 22		BE5-C878	BE5-C879	BE5-C880					
2.4 JTD	2.06>	10 10 005 04 22			BE5-C878	BE5-C879	BE5-C880					
3.2 JTS V6 4X4	2.06>	10 10 005 06 22			BE5-C878	BE5-C879	BE5-C880					
<b>Alfa 166 (936)</b>												
2.0 16V	10.98>	10 22 140			BE5-6097	BE5-6098	BE5-6099	BE5-6100				
2.0 V6 - 2.5 V6 - 3.0 V6 - 2.4 JTD	10.98>	10 23 140			BE5-6097	BE5-6098	BE5-6099 ©	BE5-6100				
					©= per modelli 2.4 JTD usare amm. ant. BE5-6099MO							
<b>Alfa GTV (916C)</b>												
1.8 - 2.0 TS	5.95-8.97	10 18 140			VE3-4312	BE3-2605						
2.0 V6 Turbo	5.95-8.97	10 18 140			VE3-4310	BE3-2605						
3.0 V6 24V	5.95-8.97	10 18 140			VE3-4311	BE3-2605						
1.8 - 2.0 TS	9.97-8.02	10 24 140			VE3-4312	BE3-2605						
2.0 V6 Turbo	9.97-8.02	10 24 140			VE3-4310	BE3-2605						
3.0 V6 24V	9.97-8.02	10 24 140			VE3-4311	BE3-2605						
2.0 TS - 2.0 JTS - 3.2 V6	8.02>	10 24 140										
<b>Alfa Spider (916S)</b>												
1.8 - 2.0 TS	5.95-8.97	10 18 140			VE3-4312	BE3-2605						
2.0 V6 Turbo - 3.0 V6	5.95-8.97	10 18 140			VE3-4310	BE3-2605						
1.8 - 2.0 TS	9.97-8.02	10 24 140			VE3-4312	BE3-2605						
2.0 V6 Turbo - 3.0 V6	9.97-8.02	10 24 140			VE3-4310	BE3-2605						
2.0 TS - 2.0 JTS - 3.2 V6	8.02>	10 24 140										
<b>Alfa Spider (939)</b>												
2.2 JTS	9.06>	10 10 007 01 22			BE5-C878	BE5-C879	BE5-C880					
3.2 JTS Q4	9.06>	10 10 007 02 22			BE5-C878	BE5-C879	BE5-C880					
<b>Alfa GT 2004</b>												
1.8 TS - 1.9 JTD/MJ - 2.0 JTS	1.04>	10 10 004 01 22		10 20 320	BE3-2796	VE3-4720	BE3-2797	VE3-4721	HE5-B921	GM5-A072		
3.2V6	1.04>	10 10 004 02 22		10 20 320	BE3-2796	VE3-4720	BE3-2797	VE3-4721	HE5-B921	GM5-A072		
<b>Alfa Brera</b>												
2.2 JTS (2WD)	1.06>	10 10 006 01 22			BE5-C878	BE5-C879	BE5-C880					
2.4 JTD (2WD)	1.06>	10 10 006 03 22			BE5-C878	BE5-C879	BE5-C880					
3.2 JTS V6 Q4 (4X4)	1.06>	10 10 006 02 22			BE5-C878	BE5-C879	BE5-C880					
<b>Alfetta/Giulietta</b>												
tutti modelli	72-87				B46-0465	B46-0475						
<b>Giulia</b>												
tutti modelli	62-90				B46-0463	B46-0473						

Marca e Modello	anno costruzione	Pro-Kit fino a ca. -30 mm*	Eibach Sportline fino a ca. -50 mm	Barre antirollio	Bilstein Sport (B6) per assetti standard		Bilstein Sprint (B8) per assetti ribassati fino a 50 mm		PSS (B14) reg. in altezza	Kit Bilstein		
					Anteriore	Posteriore	Anteriore	Posteriore		PSS9 (B16) ...e taratura	PSS 10 reg. in altezza e taratura	B16 Ride Control
<b>GT - GTA - GTV</b>												
tutti modelli	63-78					B46-0463	B46-0473					
tutti modelli	74-87					B46-0465	B46-0475					
<b>Alfa 1750 - Alfa 2000</b>												
tutti modelli						B46-0463	B46-0473					
<b>Montreal</b>												
tutti modelli	70-76					B46-0463	B46-0473					
<b>Duetto/Spider</b>												
tutti modelli	66-93					B46-0463	B46-0473					
<b>AUDI</b>												
<b>80 Berlina (2 ruote motrici)</b>												
mod. 4 cil. tipo 89 escl. assetto sportivo Audi	10.86-8.91	15 07 140		15 07 310		P30-3005	B36-2051	P30-3006	B36-2050			
TD 4 cil. tipo 89	10.86-8.91	15 08 140				P30-3005	B36-2051	P30-3006	B36-2050			
4 e 5 cil. tipo B4 escl. cond.	9.91-10.94	15 19 240				P30-3005	B36-1695	P30-3006	B36-1696			
5 e 6 cil. tipo B4 incl. cond.	9.91-10.94	15 19 140				P30-3005	B36-1695	P30-3006	B36-1696			
<b>80 Coupé (2 ruote motrici)</b>												
4 cil. tipo 89 (escl. S2)	90>					P30-3005	B36-2051	P30-3006	B36-2050			
5 cil. tipo 89 (escl. S2)	11.88>					P30-3005	B36-2051	P30-3006	B36-2050			
RS2						P30-3005 ©	B36-2051	P30-3006	B36-2050			
RS2						PE3-3086 *	B36-2051	P30-3006	B36-2050			
©= per montanti con filetto 50x1,5 * = per montanti con filetto 55x1,5												
<b>80 Berlina Quattro</b>												
4 cil. tipo 89Q	9.86-91					P30-3005	P36-3017	P30-3006	P36-3058			
6 cil. tipo B4 escl. 4 e 5 cil.	9.91-10.94	15 20 140										
<b>80 Coupè Quattro</b>												
85Q	80-91					P36-3016	P36-3017					
89Q	8.89-96					P30-3005	P36-3017	P30-3006	P36-3058			
S2	9.90-96					P30-3005 ©	P36-3017	P30-3006	P36-3058			
S2	9.90-96					PE3-3086 *	P36-3017	PE3-3086	P36-3058			
©= per montanti con filetto 50x1,5 * = per montanti con filetto 55x1,5												
<b>80 Avant (2 ruote motrici)</b>												
4 e 5 cil. tipo B4 escl. cond.	92-12.95	15 25 240				P30-3005	B36-1695	P30-3006	B36-1696			
4 - 5 e 6 cil. tipo B4 incl. cond.	92-12.95	15 25 140				P30-3005	B36-1695	P30-3006	B36-1696			
<b>80 Avant Quattro</b>												
4 e 5 cil. tipo B4 escl. cond.	92-12.95	15 26 240				P30-3005		P30-3006				
4-5-6 cil. tipo B4 incl. cond.	92-12.95					P30-3005		P30-3006				

Marca e Modello	anno costruzione	Pro-Kit fino a ca. -30 mm*	Eibach Sportline fino a ca. -50 mm	Barre antirollio	Bilstein Sport (B6) per assetti standard		Bilstein Sprint (B8) per assetti ribassati fino a 50 mm		Kit Bilstein			
					Anteriore	Posteriore	Anteriore	Posteriore	PSS (B14) reg. in altezza	PSS9 (B16) ...e taratura	PSS 10 reg. in altezza e taratura	B16 Ride Control
<b>90 (2 ruote motrici)</b>												
Berlina 5 cil. mod. 81 e 85	10.84-9.86					P30-3005	B36-2051	P30-3006	B36-2050			
Berlina 16V mod. 89	10.86-8.91	15 08 140				P30-3005	B36-2051	P30-3006	B36-2050			
Coupé 5 cil. mod. 81 e 85 escl. 2.0 20V	9.82-88					P30-3005	B36-2051	P30-3006	B36-2050			
Cabrio 4 e 5 cil. mod. 89	6.91>	15 18 140				P30-3005	B36-1844	P30-3006	B36-1843			
Cabrio 6 cil. mod. 89	92>	15 18 240				P30-3005	B36-1844	P30-3006	B36-1843			
<b>90 Quattro</b>												
Berlina mod.85	8.84-86					P36-3016	P36-3017					
Coupé mod.85	8.84-88					P36-3016	P36-3017					
5 cil. mod. 89	10.86-8.91					P30-3005	P36-3017	P30-3006	P36-3058			
<b>A2 (8Z)</b>												
tutti modelli benzina	6.00>	10 15 002 01 22				VE3-5217	BE3-6789	VE3-5218	BE3-6790			
1.2 - 1.4 TDi	6.00>					VE3-5217	BE3-6789	VE3-5218	BE3-6790			
<b>A3 2WD (8L1)</b>												
1.6 -1.8 escl. Tip Tronic	96-4.03	15 40 140	20 15 004 01 22	15 40 320		VE3-4407	BE3-2543	VE3-4408	BE3-2544	HE5-C485	GM5-8065	
1.6 - 1.8 incl. Tip Tronic	2000-4.03	10 15 004 01 22	20 15 004 01 22	15 40 320		VE3-4407	BE3-2543	VE3-4408	BE3-2544	HE5-C485	GM5-8065	
1.8T escl. Tip Tronic	96-4.03	15 40 140	20 15 004 01 22	40 85 005 01 11		VE3-4407	BE3-2543	VE3-4408	BE3-2544	HE5-C485	GM5-8065	
1.8T incl. Tip Tronic	2000-4.03	10 15 004 01 22	20 15 004 01 22	40 85 005 01 11		VE3-4407	BE3-2543	VE3-4408	BE3-2544	HE5-C485	GM5-8065	
1.9 TDi incl. 130cv	96-4.03	15 45 140	20 15 004 02 22	40 85 005 01 11		VE3-4407	BE3-2543	VE3-4408	BE3-2544	HE5-C485	GM5-8065	
<b>A3 Quattro (8L1)</b>												
tutti modelli escl. S3	98-4.03	10 15 004 02 22				VE3-4707	BE5-6034	VE3-4708	BE5-6035	HE5-8041	GM5-8042	
S3	98-4.03	10 15 004 03 22		VE3-4707		BE5-6034	VE3-4708	BE5-6035	HE5-8041	GM5-8042		
<b>A3 2WD (8P1)</b>												
1.6 escl. Tip Tronic amm. ant. Ø 50mm	5.03>	10 15 007 01 22	20 15 007 01 22	40 15 007 01 11		VE3-B375	BE5-A610	VE3-B376	BE5-A611	HE5-C834	GM5-B379	GM5-D523
1.6 escl. Tip Tronic amm. ant. Ø 55mm	5.03>	10 15 007 01 22	20 15 007 01 22	40 15 007 01 11		VE3-A817	BE5-A610	VE3-A819	BE5-A611	HE5-C770	GM5-A577	GM5-D524
1.6 con Tip Tronic amm. ant. Ø 50mm	5.03>	10 15 007 02 22	20 15 007 01 22	40 15 007 01 11		VE3-B375	BE5-A610	VE3-B376	BE5-A611	HE5-C834	GM5-B379	GM5-D523
1.6 con Tip Tronic amm. ant. Ø 55mm	5.03>	10 15 007 02 22	20 15 007 01 22	40 15 007 01 11		VE3-A817	BE5-A610	VE3-A819	BE5-A611	HE5-C770	GM5-A577	GM5-D524
1.9 TDi amm. ant. Ø 50mm	5.03>	10 15 007 02 22	20 15 007 02 22	40 15 007 01 11		VE3-B375	BE5-A610	VE3-B376	BE5-A611	HE5-C834	GM5-B379	GM5-D523
1.9 TDi amm. ant. Ø 55mm	5.03>	10 15 007 02 22	20 15 007 02 22	40 15 007 01 11		VE3-A817	BE5-A610	VE3-A819	BE5-A611	HE5-C770	GM5-A577	GM5-D524
2.0 FSI	5.03>	10 15 007 02 22	20 15 007 02 22	40 15 007 01 11		VE3-A817	BE5-A610	VE3-A819	BE5-A611	HE5-C770	GM5-A577	GM5-D524
2.0 TDi	5.03>	10 15 007 03 22	20 15 007 02 22	40 15 007 01 11		VE3-A817	BE5-A610	VE3-A819	BE5-A611	HE5-C770	GM5-A577	GM5-D524
2.0 TFSI	5.03>	10 15 007 03 22	20 15 007 02 22	40 15 007 01 11		VE3-A817	BE5-A610	VE3-A819	BE5-A611	HE5-C770	GM5-A577	GM5-D524
<b>A3 Quattro (8P1)</b>												
2.0 TFSI - 2.0 TDi	7.03>	10 15 007 09 22				VE3-A817	BE5-A610	VE3-A819	BE5-A611	HE5-C770	GM5-A577	GM5-D524
3.2	7.03>	10 15 007 04 22				VE3-A817	BE5-A610	VE3-A819	BE5-A611	HE5-C770	GM5-A577	GM5-D524

Marca e Modello	anno costruzione	Pro-Kit fino a ca. -30 mm*	Eibach Sportline fino a ca. -50 mm	Barre antirollio	Bilstein Sport (B6) per assetti standard		Bilstein Sprint (B8) per assetti ribassati fino a 50 mm		PSS (B14) reg. in altezza	Kit Bilstein		
					Anteriore	Posteriore	Anteriore	Posteriore		...e taratura	PSS 10 reg. in altezza e taratura	B16 Ride Control
<b>A3 Sportback 2WD (8PA)</b>												
1.6 escl. Tip Tronic amm. ant. Ø 50mm	9.04>	10 15 007 05 22	20 15 007 03 22	40 15 007 01 11	VE3-B375	BE5-A529	VE3-B376	BE5-A531	HE5-C834	GM5-B379	GM5-D523	
1.6 escl. Tip Tronic amm. ant. Ø 55mm	9.04>	10 15 007 05 22	20 15 007 03 22	40 15 007 01 11	VE3-A817	BE5-A529	VE3-A819	BE5-A531	HE5-C770	GM5-A577	GM5-D524	
1.6 con Tip Tronic amm. ant. Ø 50mm	9.04>	10 15 007 06 22	20 15 007 03 22	40 15 007 01 11	VE3-B375	BE5-A529	VE3-B376	BE5-A531	HE5-C834	GM5-B379	GM5-D523	
1.6 con Tip Tronic amm. ant. Ø 55mm	9.04>	10 15 007 06 22	20 15 007 03 22	40 15 007 01 11	VE3-A817	BE5-A529	VE3-A819	BE5-A531	HE5-C770	GM5-A577	GM5-D524	
1.9 TDI amm. ant. Ø 50mm	9.04>	10 15 007 06 22	20 15 007 04 22	40 15 007 01 11	VE3-B375	BE5-A529	VE3-B376	BE5-A531	HE5-C834	GM5-B379	GM5-D523	
1.9 TDI amm. ant. Ø 55mm	9.04>	10 15 007 06 22	20 15 007 04 22	40 15 007 01 11	VE3-A817	BE5-A529	VE3-A819	BE5-A531	HE5-C770	GM5-A577	GM5-D524	
2.0 FSI	9.04>	10 15 007 06 22	20 15 007 04 22	40 15 007 01 11	VE3-A817	BE5-A529	VE3-A819	BE5-A531	HE5-C770	GM5-A577	GM5-D524	
2.0 TDI	9.04>	10 15 007 07 22	20 15 007 04 22	40 15 007 01 11	VE3-A817	BE5-A529	VE3-A819	BE5-A531	HE5-C770	GM5-A577	GM5-D524	
2.0 Turbo FSI	9.04>	10 15 007 07 22	20 15 007 04 22	40 15 007 01 11	VE3-A817	BE5-A529	VE3-A819	BE5-A531	HE5-C770	GM5-A577	GM5-D524	
<b>A3 Sportback Quattro (8PA)</b>												
2.0 TFSI - 2.0 TDI	9.04>	10 15 007 08 22			VE3-A817	BE5-A529	VE3-A819	BE5-A531	HE5-C770	GM5-A577	GM5-D524	
3.2	9.04>	10 15 007 10 22			VE3-A817	BE5-A529	VE3-A819	BE5-A531	HE5-C770	GM5-A577	GM5-D524	
<b>TT (8N)</b>												
Coupé 1.8T escl. 4WD	11.98-10.06	15 67 140		15 67 320	VE3-4637	BE3-6032	VE3-4638	BE3-6033	HE5-8047	GM5-8048		
Coupé 1.8T Quattro	11.98-10.06	15 70 140		15 67 310	VE3-4637	BE5-6034	VE3-4638	BE5-6035	HE5-8041	GM5-8042		
Cabrio Roadster escl. 4WD	99>	10 15 001 01 22		15 67 320	VE3-4637	BE3-6032	VE3-4638	BE3-6033	HE5-8047	GM5-8048		
Cabrio Roadster Quattro	99>	15 70 140		15 67 310	VE3-4637	BE5-6034	VE3-4638	BE5-6035	HE5-8041	GM5-8042		
3.2 Quattro incl. Roadster	7.03>	10 15 001 03 22			VE3-4637	BE5-6034	VE3-4638	BE5-6035	HE5-8041	GM5-8042		
<b>TT Coupé (8J)</b>												
2.0 TFSI	10.06>	10 15 009 01 22			VE3-D681	BE5-D682			HE5-D889		GM5-D886	
3.2 Quattro	10.06>	10 15 009 02 22										
<b>A4 Berlina tipo B5 (fino al tel. 8D-X-199999)</b>												
1.6cc incl. cond. e/o cambio aut.	11.94-1.99	15 31 140	20 15 003 01 22	15 31 310	B36-2079 ©	B36-2080	B36-2081 ©+*	B36-2082	HE5-8604	GM5-8605		
1.8cc escl. cond. e cambio aut.	11.94-1.99	15 31 140	20 15 003 01 22	15 31 310	B36-2079 ©	B36-2080	B36-2081 ©+*	B36-2082	HE5-8604	GM5-8605		
1.8cc incl. cond. e/o cambio aut.	11.94-1.99	15 32 140	20 15 003 01 22	15 31 310	B36-2079 ©	B36-2080	B36-2081 ©+*	B36-2082	HE5-8604	GM5-8605		
1.8T escl. cond. e cambio aut.	11.94-1.99	15 31 140	20 15 003 01 22	15 31 310	B36-2079 ©	B36-2080	B36-2081M1 ©	B36-2082	HE5-8604	GM5-8605		
1.8T incl. cond. escl. cambio aut.	11.94-1.99	15 32 140	20 15 003 01 22	15 31 310	B36-2079 ©	B36-2080	B36-2081M1 ©	B36-2082	HE5-8604	GM5-8605		
1.8T incl. cond. e cambio aut.	11.94-1.99	15 41 140	20 15 003 01 22	15 31 310	B36-2079 ©	B36-2080	B36-2081M1 ©	B36-2082	HE5-8604	GM5-8605		
1.9TDI incl. cond. e/o cambio aut.	11.94-1.99	15 32 140	20 15 003 01 22	15 31 310	B36-2079 ©	B36-2080	B36-2081 ©+*	B36-2082	HE5-8604	GM5-8605		
2.5TDI incl. cond. escl. cambio aut.	11.94-1.99	15 41 140		15 31 310	B36-2079 ©	B36-2080	B36-2081M1 ©	B36-2082	HE5-8604	GM5-8605		
2.6cc incl. cond.	11.94-1.99	15 32 140	20 15 003 01 22	15 31 310	B36-2079 ©	B36-2080	B36-2081 ©+*	B36-2082	HE5-8604	GM5-8605		
2.6cc incl. cond. e/o cambio aut.	11.94-1.99	15 41 140		15 31 310	B36-2079 ©	B36-2080	B36-2081 ©+*	B36-2082	HE5-8604	GM5-8605		
2.8cc escl. cond. e cambio aut.	11.94-1.99	15 32 140	20 15 003 01 22	15 31 310	B36-2079 ©	B36-2080	B36-2081 ©+*	B36-2082	HE5-8604	GM5-8605		
2.8cc incl. cond. e/o cambio aut.	11.94-1.99	15 41 140		15 31 310	B36-2079 ©	B36-2080	B36-2081 ©+*	B36-2082	HE5-8604	GM5-8605		
©= utilizzare il piattello appoggio molla originale *= disponibili anche in versione Rinforzata												

Marca e Modello	anno costruzione	Pro-Kit fino a ca. -30 mm*	Eibach Sportline fino a ca. -50 mm	Barre antirollio	Bilstein Sport (B6) per assetti standard		Bilstein Sprint (B8) per assetti ribassati fino a 50 mm		PSS (B14) reg. in altezza	Kit Bilstein		
					Anteriore	Posteriore	Anteriore	Posteriore		PSS9 (B16) ...e taratura	PSS 10 reg. in altezza e taratura	B16 Ride Control
<b>A4 Berlina tipo B5 (dal tel. 8D-X-200000 - al tel. 8D-1-030000)</b>												
1.6cc incl. cond. e/o cambio aut.	2.99-6.00	15 31 140	20 15 003 01 22	15 31 310	B36-2079 ©	BE3-6259	B36-2081 ©+*	BE3-6259	HE5-8604	GM5-8605		
1.8cc escl. cond. e cambio aut.	2.99-6.00	15 31 140	20 15 003 01 22	15 31 310	B36-2079 ©	BE3-6259	B36-2081 ©+*	BE3-6259	HE5-8604	GM5-8605		
1.8cc incl. cond. e/o cambio aut.	2.99-6.00	15 32 140	20 15 003 01 22	15 31 310	B36-2079 ©	BE3-6259	B36-2081 ©+*	BE3-6259	HE5-8604	GM5-8605		
1.8T escl. cond. e cambio aut.	2.99-6.00	15 31 140	20 15 003 01 22	15 31 310	B36-2079 ©	B36-2080	B36-2081M1 ©	B36-2082	HE5-8604	GM5-8605		
1.8T incl. cond. escl. cambio aut.	2.99-6.00	15 32 140	20 15 003 01 22	15 31 310	B36-2079 ©	B36-2080	B36-2081M1 ©	B36-2082	HE5-8604	GM5-8605		
1.8T incl. cond. e cambio aut.	2.99-6.00	15 41 140	20 15 003 01 22	15 31 310	B36-2079 ©	B36-2080	B36-2081M1 ©	B36-2082	HE5-8604	GM5-8605		
1.9 TDI incl. cond. e/o cambio aut.	2.99-6.00	15 32 140	20 15 003 01 22	15 31 310	B36-2079 ©	BE3-6259	B36-2081 ©+*	BE3-6259	HE5-8604	GM5-8605		
2.5 TDI incl. cond. escl. cambio aut.	2.99-6.00	15 41 140		15 31 310	B36-2079 ©	B36-2080	B36-2081M1 ©	B36-2082	HE5-8604	GM5-8605		
2.6cc incl. cond.	2.99-6.00	15 32 140	20 15 003 01 22	15 31 310	B36-2079 ©	BE3-6259	B36-2081 ©+*	BE3-6259	HE5-8604	GM5-8605		
2.6cc incl. cond. e/o cambio aut.	2.99-6.00	15 41 140		15 31 310	B36-2079 ©	BE3-6259	B36-2081 ©+*	BE3-6259	HE5-8604	GM5-8605		
2.8cc escl. cond. e cambio aut.	2.99-6.00	15 32 140	20 15 003 01 22	15 31 310	B36-2079 ©	BE3-6259	B36-2081 ©+*	BE3-6259	HE5-8604	GM5-8605		
2.8cc incl. cond. e/o cambio aut.	2.99-6.00	15 41 140		15 31 310	B36-2079 ©	BE3-6259	B36-2081 ©+*	BE3-6259	HE5-8604	GM5-8605		
©= utilizzare il piattello appoggio molla originale * = disponibili anche in versione Rinforzata												
<b>A4 Berlina tipo B5 (dal tel. 8D-1-030001)</b>												
1.6cc incl. cond. e/o cambio aut.	7.00-11.00	15 31 140	20 15 003 01 22	15 31 310	BE5-6512	BE3-6259	BE5-6514	BE3-6259	HE5-8604	GM5-8605		
1.8cc escl. cond. e cambio aut.	7.00-11.00	15 31 140	20 15 003 01 22	15 31 310	BE5-6512	BE3-6259	BE5-6514	BE3-6259	HE5-8604	GM5-8605		
1.8cc incl. cond. e/o cambio aut.	7.00-11.00	15 32 140	20 15 003 01 22	15 31 310	BE5-6512	BE3-6259	BE5-6514	BE3-6259	HE5-8604	GM5-8605		
1.8T escl. cond. e cambio aut.	7.00-11.00	15 31 140	20 15 003 01 22	15 31 310	BE5-6512	B36-2080	BE5-6514	B36-2082	HE5-8604	GM5-8605		
1.8T incl. cond. escl. cambio aut.	7.00-11.00	15 32 140	20 15 003 01 22	15 31 310	BE5-6512	B36-2080	BE5-6514	B36-2082	HE5-8604	GM5-8605		
1.8T incl. cond. e cambio aut.	7.00-11.00	15 41 140	20 15 003 01 22	15 31 310	BE5-6512	B36-2080	BE5-6514	B36-2082	HE5-8604	GM5-8605		
1.9 TDI incl. cond. e/o cambio aut.	7.00-11.00	15 32 140	20 15 003 01 22	15 31 310	BE5-6512	BE3-6259	BE5-6514	BE3-6259	HE5-8604	GM5-8605		
2.5 TDI incl. cond. escl. cambio aut.	7.00-11.00	15 41 140		15 31 310	BE5-6512	B36-2080	BE5-6514	B36-2082	HE5-8604	GM5-8605		
2.6cc incl. cond.	7.00-11.00	15 32 140	20 15 003 01 22	15 31 310	BE5-6512	BE3-6259	BE5-6514	BE3-6259	HE5-8604	GM5-8605		
2.6cc incl. cond. e/o cambio aut.	7.00-11.00	15 41 140		15 31 310	BE5-6512	BE3-6259	BE5-6514	BE3-6259	HE5-8604	GM5-8605		
2.8cc escl. cond. e cambio aut.	7.00-11.00	15 32 140	20 15 003 01 22	15 31 310	BE5-6512	BE3-6259	BE5-6514	BE3-6259	HE5-8604	GM5-8605		
2.8cc incl. cond. e/o cambio aut.	7.00-11.00	15 41 140		15 31 310	BE5-6512	BE3-6259	BE5-6514	BE3-6259	HE5-8604	GM5-8605		
<b>A4 Avant tipo B5 (fino al tel. 8D-X-200000)</b>												
1.6cc incl. cond. e/o cambio aut.	1.96-1.99	15 36 140	20 15 003 01 22	15 31 310	B36-2079 ©	B36-2080	B36-2081 ©+*	B36-2080	HE5-8604	GM5-8605		
1.8cc escl. cond. e cambio aut.	1.96-1.99	15 36 140	20 15 003 01 22	15 31 310	B36-2079 ©	B36-2080	B36-2081 ©+*	B36-2080	HE5-8604	GM5-8605		
1.8cc incl. cond. e/o cambio aut.	1.96-1.99	15 37 140	20 15 003 01 22	15 31 310	B36-2079 ©	B36-2080	B36-2081 ©+*	B36-2080	HE5-8604	GM5-8605		
1.8T escl. cond. e cambio aut.	1.96-1.99	15 36 140	20 15 003 01 22	15 31 310	B36-2079 ©	B36-2080	B36-2081M1 ©	B36-2080	HE5-8604	GM5-8605		
1.8T incl. cond. e/o cambio aut.	1.96-1.99	15 37 140	20 15 003 01 22	15 31 310	B36-2079 ©	B36-2080	B36-2081M1 ©	B36-2080	HE5-8604	GM5-8605		
1.9 TDI incl. cond. e/o cambio aut.	1.96-1.99	15 37 140	20 15 003 01 22	15 31 310	B36-2079 ©	B36-2080	B36-2081 ©+*	B36-2080	HE5-8604	GM5-8605		
2.5 TDI incl. cond. escl. cambio aut.	1.96-1.99	15 43 140		15 31 310	B36-2079 ©	B36-2080	B36-2081M1 ©	B36-2080	HE5-8604	GM5-8605		
2.6cc escl. cond. e cambio aut.	1.96-1.99	15 37 140	20 15 003 01 22	15 31 310	B36-2079 ©	B36-2080	B36-2081 ©+*	B36-2080	HE5-8604	GM5-8605		
2.6cc incl. cond. e/o cambio aut.	1.96-1.99	15 43 140		15 31 310	B36-2079 ©	B36-2080	B36-2081 ©+*	B36-2080	HE5-8604	GM5-8605		
2.8cc escl. cond. e cambio aut.	1.96-1.99	15 37 140	20 15 003 01 22	15 31 310	B36-2079 ©	B36-2080	B36-2081 ©+*	B36-2080	HE5-8604	GM5-8605		
2.8cc incl. cond. e/o cambio aut.	1.96-1.99	15 43 140		15 31 310	B36-2079 ©	B36-2080	B36-2081 ©+*	B36-2080	HE5-8604	GM5-8605		
©= utilizzare il piattello appoggio molla originale * = disponibili anche in versione Rinforzata												

Marca e Modello	anno costruzione	Pro-Kit fino a ca. -30 mm*	Eibach Sportline fino a ca. -50 mm	Barre antirollio	Bilstein Sport (B6) per assetti standard		Bilstein Sprint (B8) per assetti ribassati fino a 50 mm		PSS (B14) reg. in altezza	Kit Bilstein		
					Anteriore	Posteriore	Anteriore	Posteriore		PSS9 (B16) ...e taratura	PSS 10 reg. in altezza e taratura	B16 Ride Control
<b>A4 Avant tipo B5 (dal tel. 8D-X-200001 al tel. 8D-1-030000)</b>												
1.6cc incl. cond. e/o cambio aut.	2.99-6.00	15 36 140	20 15 003 01 22	15 31 310	B36-2079 ©	BE3-6259	B36-2081 ©+*	BE3-6259	HE5-8604	GM5-8605		
1.8cc escl. cond. e cambio aut.	2.99-6.00	15 36 140	20 15 003 01 22	15 31 310	B36-2079 ©	BE3-6259	B36-2081 ©+*	BE3-6259	HE5-8604	GM5-8605		
1.8cc incl. cond. e/o cambio aut.	2.99-6.00	15 37 140	20 15 003 01 22	15 31 310	B36-2079 ©	BE3-6259	B36-2081 ©+*	BE3-6259	HE5-8604	GM5-8605		
1.8T escl. cond. e cambio aut.	2.99-6.00	15 36 140	20 15 003 01 22	15 31 310	B36-2079 ©	BE3-6259	B36-2081M1 ©	BE3-6259	HE5-8604	GM5-8605		
1.8T incl. cond. e/o cambio aut.	2.99-6.00	15 37 140	20 15 003 01 22	15 31 310	B36-2079 ©	BE3-6259	B36-2081M1 ©	BE3-6259	HE5-8604	GM5-605		
1.9 TDI incl. cond. e/o cambio aut.	2.99-6.00	15 37 140	20 15 003 01 22	15 31 310	B36-2079 ©	BE3-6259	B36-2081 ©+*	BE3-6259	HE5-8604	GM5-8605		
2.5 TDI incl. cond. escl. cambio aut.	2.99-6.00	15 43 140		15 31 310	B36-2079 ©	BE3-6259	B36-2081M1 ©	BE3-6259	HE5-8604	GM5-8605		
2.6cc escl. cond. e cambio aut.	2.99-6.00	15 37 140	20 15 003 01 22	15 31 310	B36-2079 ©	BE3-6259	B36-2081 ©+*	BE3-6259	HE5-8604	GM5-8605		
2.6cc incl. cond. e/o cambio aut.	2.99-6.00	15 43 140		15 31 310	B36-2079 ©	BE3-6259	B36-2081 ©+*	BE3-6259	HE5-8604	GM5-8605		
2.8cc escl. cond. e cambio aut.	2.99-6.00	15 37 140	20 15 003 01 22	15 31 310	B36-2079 ©	BE3-6259	B36-2081 ©+*	BE3-6259	HE5-8604	GM5-8605		
2.8cc incl. cond. e/o cambio aut.	2.99-6.00	15 43 140		15 31 310	B36-2079 ©	BE3-6259	B36-2081 ©+*	BE3-6259	HE5-8604	GM5-8605		
©= utilizzare il piattello appoggio molla originale * = disponibili anche in versione Rinforzata												
<b>A4 Avant tipo B5 (dal tel. 8D-1-030001)</b>												
1.6cc incl. cond. e/o cambio aut.	7.00-9.01	15 36 140	20 15 003 01 22	15 31 310	BE5-6512	BE3-6259	BE5-6513	BE3-6259	HE5-8604	GM5-8605		
1.8cc escl. cond. e cambio aut.	7.00-9.01	15 36 140	20 15 003 01 22	15 31 310	BE5-6512	BE3-6259	BE5-6513	BE3-6259	HE5-8604	GM5-8605		
1.8cc incl. cond. e/o cambio aut.	7.00-9.01	15 37 140	20 15 003 01 22	15 31 310	BE5-6512	BE3-6259	BE5-6513	BE3-6259	HE5-8604	GM5-8605		
1.8T escl. cond. e cambio aut.	7.00-9.01	15 36 140	20 15 003 01 22	15 31 310	BE5-6512	BE3-6259	BE5-6513	BE3-6259	HE5-8604	GM5-8605		
1.8T incl. cond. e/o cambio aut.	7.00-9.01	15 37 140	20 15 003 01 22	15 31 310	BE5-6512	BE3-6259	BE5-6513	BE3-6259	HE5-8604	GM5-8605		
1.9 TDI incl. cond. e/o cambio aut.	7.00-9.01	15 37 140	20 15 003 01 22	15 31 310	BE5-6512	BE3-6259	BE5-6513	BE3-6259	HE5-8604	GM5-8605		
2.5 TDI incl. cond. escl. cambio aut.	7.00-9.01	15 43 140		15 31 310	BE5-6512	BE3-6259	BE5-6513	BE3-6259	HE5-8604	GM5-8605		
2.6cc escl. cond. e cambio aut.	7.00-9.01	15 37 140	20 15 003 01 22	15 31 310	BE5-6512	BE3-6259	BE5-6513	BE3-6259	HE5-8604	GM5-8605		
2.6cc incl. cond. e/o cambio aut.	7.00-9.01	15 43 140		15 31 310	BE5-6512	BE3-6259	BE5-6513	BE3-6259	HE5-8604	GM5-8605		
2.8cc escl. cond. e cambio aut.	7.00-9.01	15 37 140	20 15 003 01 22	15 31 310	BE5-6512	BE3-6259	BE5-6513	BE3-6259	HE5-8604	GM5-8605		
2.8cc incl. cond. e/o cambio aut.	7.00-9.01	15 43 140		15 31 310	BE5-6512	BE3-6259	BE5-6513	BE3-6259	HE5-8604	GM5-8605		
©= utilizzare il piattello appoggio molla originale * = disponibili anche in versione Rinforzata												
<b>A4 Berlina Quattro tipo B5</b>												
1.8 cc escl. cond.	11.94-4.01	15 34 140		15 31 310	B36-2079 ©	BE3-6212	B36-2081 ©+*	BE3-6214	HE5-8677	GM5-8610		
1.8 cc incl. cond.	11.94-4.01	15 35 140		15 31 310	B36-2079 ©	BE3-6212	B36-2081 ©+*	BE3-6214	HE5-8677	GM5-8610		
1.8T escl. cond.	11.94-4.01	15 34 140		15 31 310	B36-2079 ©	BE3-6212	B36-2081M1 ©	BE3-6214	HE5-8677	GM5-8610		
1.8T incl. cond.	11.94-4.01	15 35 140		15 31 310	B36-2079 ©	BE3-6212	B36-2081M1 ©	BE3-6214	HE5-8677	GM5-8610		
1.9 TDI incl. cond.	11.94-4.01	15 35 140		15 31 310	B36-2079 ©	BE3-6212	B36-2081 ©+*	BE3-6214	HE5-8677	GM5-8610		
2.5 TDI incl. cond. escl. cambio aut.	11.94-4.01	15 42 140		15 31 310	B36-2079 ©	BE3-6212	B36-2081M1 ©	BE3-6214	HE5-8678	GM5-8610		
2.6 - 2.8 escl. cond.	11.94-4.01	15 35 140		15 31 310	B36-2079 ©	BE3-6212	B36-2081 ©+*	BE3-6214	HE5-8678	GM5-8610		
2.6 cc incl. cond.	11.94-4.01	15 42 140		15 31 310	B36-2079 ©	BE3-6212	B36-2081 ©+*	BE3-6214	HE5-8678	GM5-8610		
2.8 escl. 6cil. con c.a. e cond.	11.94-4.01	15 42 140		15 31 310	B36-2079 ©	BE3-6212	B36-2081 ©+*	BE3-6214	HE5-8678	GM5-8610		
©= utilizzare il piattello appoggio molla originale * = disponibili anche in versione Rinforzata												
<b>A4 Berlina Quattro S4 tipo B5</b>												
2.7 3.98-9.01	15 68 140		15 31 310			BE3-6213 ©	BE3-6214		GM5-8616			
RS4	9.97-4.01									GM5-8616		
©= utilizzare il piattello appoggio molla originale												

Marca e Modello	anno costruzione	Pro-Kit fino a ca. -30 mm*	Eibach Sportline fino a ca. -50 mm	Barre antirollio	Bilstein Sport (B6) per assetti standard		Bilstein Sprint (B8) per assetti ribassati fino a 50 mm		PSS (B14) reg. in altezza	Kit Bilstein	
					Anteriore	Posteriore	Anteriore	Posteriore		PSS9 (B16) ...e taratura	PSS 10 reg. in altezza e taratura
<b>A4 Avant Quattro tipo B5 (fino al tel. F8D-1-030000)</b>											
1.8 escl. cond.	1.96-6.00	15 38 140		15 31 310		BE3-6211 ©	BE3-6212	BE3-6213 ©	BE3-6214		GM5-8610
1.8 - 1.9 TDI incl. cond.	1.96-6.00	15 39 140		15 31 310		BE3-6211 ©	BE3-6212	BE3-6213 ©	BE3-6214		GM5-8610
1.8T escl. cond.	1.96-6.00	15 38 140		15 31 310		BE3-6211 ©	BE3-6212	BE3-6213 ©	BE3-6214		GM5-8610
1.8T incl. cond.	1.96-6.00	15 39 140		15 31 310		BE3-6211 ©	BE3-6212	BE3-6213 ©	BE3-6214		GM5-8610
2.6 - 2.8 escl. cond.	1.96-6.00	15 39 140		15 31 310		BE3-6211 ©	BE3-6212	BE3-6213 ©	BE3-6214		GM5-8610
2.5 TDI incl. cond. escl. cambio aut.	1.96-6.00	15 44 140		15 31 310		BE3-6211 ©	BE3-6212	BE3-6213 ©	BE3-6214		GM5-8610
2.6 incl. cond.	1.96-6.00	15 44 140		15 31 310		BE3-6211 ©	BE3-6212	BE3-6213 ©	BE3-6214		GM5-8610
2.8 escl. 6cil. con c.a. e cond.	1.96-6.00	15 44 140		15 31 310		BE3-6211 ©	BE3-6212	BE3-6213 ©	BE3-6214		GM5-8610
©= utilizzare il piattello appoggio molla originale											
<b>A4 Avant Quattro tipo B5 (dal tel. F8D-1-030001)</b>											
1.8 escl. cond.	7.00-8.01	15 38 140		15 31 310		BE5-6512	BE3-6212	BE5-6513	BE3-6214		GM5-8610
1.8 - 1.9 TDI incl. cond.	7.00-8.01	15 39 140		15 31 310		BE5-6512	BE3-6212	BE5-6513	BE3-6214		GM5-8610
1.8T incl. cond.	7.00-8.01	15 39 140		15 31 310		BE5-6512	BE3-6212	BE5-6513	BE3-6214		GM5-8610
2.6 - 2.8 escl. cond.	7.00-8.01	15 39 140		15 31 310		BE5-6512	BE3-6212	BE5-6513	BE3-6214		GM5-8610
2.5 TDI incl. cond. escl. cambio aut.	7.00-8.01	15 44 140		15 31 310		BE5-6512	BE3-6212	BE5-6513	BE3-6214		GM5-8610
2.6 incl. cond.	7.00-8.01	15 44 140		15 31 310		BE5-6512	BE3-6212	BE5-6513	BE3-6214		GM5-8610
2.8 escl. 6cil. con c.a. e cond.	7.00-8.01	15 44 140		15 31 310		BE5-6512	BE3-6212	BE5-6513	BE3-6214		GM5-8610
<b>A4 Avant Quattro S4 tipo B5</b>											
2.7	3.98-9.01	15 69 140		15 31 310				BE3-6213 ©	BE3-6214		GM5-8616
RS4	9.97-4.01										GM5-8616
©= utilizzare il piattello appoggio molla originale											
<b>A4 Berlina tipo 8E/B6/B7</b>											
1.6 - 1.8T - 2.0 - 2.0FSI	11.00>	10 15 003 01 22	20 15 003 02 22	40 15 003 01 11		BE5-B978	BE5-B979	BE5-B981	BE5-B982	HE5-8684	GM5-8859
2.0T FSI escl. cambio autom.	11.00>	10 15 003 01 22	20 15 003 02 22	40 15 003 01 11		BE5-B978	BE5-B979	BE5-B981	BE5-B982	HE5-8684	GM5-8859
2.0T FSI con cambio autom.	11.00>	10 15 003 02 22	20 15 003 03 22	40 15 003 01 11		BE5-B978	BE5-B979	BE5-B981	BE5-B982	HE5-8685	GM5-8859
2.4 - 3.0 - 3.2 FSI - 1.9 TDI - 2.0 TDI	11.00>	10 15 003 02 22	20 15 003 03 22	40 15 003 01 11		BE5-B978	BE5-B979	BE5-B981	BE5-B982	HE5-8684	GM5-8859
2.5 TDI - 2.7 TDI - 3.0 TDI	11.00>	10 15 003 06 22		40 15 003 01 11		BE5-B978	BE5-B979	BE5-B981	BE5-B982	HE5-8685	GM5-8859
<b>A4 Berlina Quattro tipo 8E/B6/B7</b>											
1.8T - 2.0T FSI escl. cambio autom.	11.00>	10 15 003 04 22				BE5-B978	BE5-B979	BE5-B981	BE5-B982	HE5-8686	GM5-8859
1.8T - 2.0T FSI con cambio autom.	11.00>	10 15 003 05 22				BE5-B978	BE5-B979	BE5-B981	BE5-B982	HE5-8687	GM5-8859
3.0 - 3.2 FSI - 1.9 TDI - 2.0 TDI	11.00>	10 15 003 05 22				BE5-B978	BE5-B979	BE5-B981	BE5-B982	HE5-8686	GM5-8859
2.5 TDI - 3.0 TDI	11.00>	10 15 003 03 22				BE5-B978	BE5-B979	BE5-B981	BE5-B982	HE5-8687	GM5-8859
S4	3.03>									HE5-B944	GM5-A595
<b>A4 Avant tipo 8E/B6/B7</b>											
1.6 - 1.8T - 2.0 - 2.0FSI	9.01>	10 15 003 07 22	20 15 003 04 22	40 15 003 01 11		BE5-B978	BE5-B979	BE5-B981	BE5-B982	HE5-8684	GM5-8859
2.0T FSI escl. cambio autom.	9.01>	10 15 003 07 22	20 15 003 04 22	40 15 003 01 11		BE5-B978	BE5-B979	BE5-B981	BE5-B982	HE5-8684	GM5-8859
2.0T FSI con cambio autom.	9.01>	10 15 003 08 22	20 15 003 05 22	40 15 003 01 11		BE5-B978	BE5-B979	BE5-B981	BE5-B982	HE5-8685	GM5-8859
2.4 - 3.0 - 3.2 FSI - 1.9 TDI - 2.0 TDI	9.01>	10 15 003 08 22	20 15 003 05 22	40 15 003 01 11		BE5-B978	BE5-B979	BE5-B981	BE5-B982	HE5-8684	GM5-8859
2.5 TDI - 2.7 TDI - 3.0 TDI	9.01>	10 15 003 09 22		40 15 003 01 11		BE5-B978	BE5-B979	BE5-B981	BE5-B982	HE5-8685	GM5-8859

Marca e Modello	anno costruzione	Pro-Kit fino a ca. -30 mm*	Eibach Sportline fino a ca. -50 mm	Barre antirollio	Bilstein Sport (B6) per assetti standard		Bilstein Sprint (B8) per assetti ribassati fino a 50 mm		PSS (B14) reg. in altezza	Kit Bilstein		
					Anteriore	Posteriore	Anteriore	Posteriore		PSS9 (B16) ...e taratura	PSS 10 reg. in altezza e taratura	B16 Ride Control
<b>A4 Avant Quattro tipo 8E/B6/B7</b>												
1.8T - 2.0T FSI escl. cambio autom.	9.01>	10 15 003 11 22				BE5-B978	BE5-B979	BE5-B981	BE5-B982	HE5-8686	GM5-8859	
1.8T - 2.0T FSI con cambio autom.	9.01>	10 15 003 12 22				BE5-B978	BE5-B979	BE5-B981	BE5-B982	HE5-8687	GM5-8859	
3.0 - 3.2 FSI - 1.9 TDI - 2.0 TDI	9.01>	10 15 003 12 22				BE5-B978	BE5-B979	BE5-B981	BE5-B982	HE5-8686	GM5-8859	
2.5 TDI - 3.0 TDI	9.01>	10 15 003 10 22				BE5-B978	BE5-B979	BE5-B981	BE5-B982	HE5-8687	GM5-8859	
S4	3.03>									HE5-B944	GM5-A595	
<b>A4 Cabrio tipo 8H/B6/B7</b>												
2.4 - 3.0 - 3.2 FSI - 2.5 TDI - 2.7 TDI escl. 4WD	4.02>	10 15 003 13 22		40 15 003 01 11		BE5-B978	BE5-B979	BE5-B981	BE5-B982		GM5-8859	
1.8T - 2.0 FSI - 2.0 TFSI - 2.0 TDI escl. 4WD	4.02>	10 15 003 14 22		40 15 003 01 11		BE5-B978	BE5-B979	BE5-B981	BE5-B982		GM5-8859	
S4	3.04>									HE5-B944	GM5-A595	
<b>A6/100 Berlina tipo C4</b>												
1.8 - 2.0 escl. cond.	12.90-4.97	15 15 240				P36-0370	B46-1576	P36-0369	B46-1573			
1.8 - 2.0 - 1.9 TDI incl. cond.	12.90-4.97	15 15 140				P36-0370	B46-1576	P36-0369	B46-1573			
2.5 TDI - 2.8 V6 incl. cond.	12.90-4.97	15 27 140				P36-0370	B46-1576	P36-0369	B46-1573			
<b>A6/100 Berlina Quattro tipo C4</b>												
1.8 - 2.0 escl. cond.	12.90-4.97	15 16 240				P36-0370	BE5-2593 *	P36-0369	BE5-2593 *			
1.8 - 2.0 escl. cond.	12.90-4.97	15 16 240				P36-0370	B46-2065 ©	P36-0369	B46-2066 ©			
1.8 - 2.0 - 1.9 TDI incl. cond.	12.90-4.97	15 16 140				P36-0370	BE5-2593 *	P36-0369	BE5-2593 *			
1.8 - 2.0 - 1.9 TDI incl. cond.	12.90-4.97	15 16 140				P36-0370	B46-2065 ©	P36-0369	B46-2066 ©			
2.5 TDI - 2.8 V6 - S4 incl. cond.	12.90-4.97	15 28 140				P36-0370	BE5-2593 *	P36-0369	BE5-2593 *			
2.5 TDI - 2.8 V6 - S4 incl. cond.	12.90-4.97	15 28 140				P36-0370	B46-2065 ©	P36-0369	B46-2066 ©			
S6 4.2 incl. cond.	12.90-4.97	15 28 140				P36-0370	BE5-2593 *	P36-0369	BE5-2593 *			
S6 4.2 incl. cond.	12.90-4.97	15 28 140				P36-0370	B46-2065 ©	P36-0369	B46-2066 ©			
* = fissaggio superiore M10 © = fissaggio superiore M12												
<b>A6/100 Avant tipo C4</b>												
1.8 - 2.0 escl. cond.	12.90-3.98	15 17 240				P36-0370	B46-1576	P36-0369	B46-1573			
1.8 - 2.0 16V - 1.9 TDI incl. cond.	12.90-3.98	15 17 140				P36-0370	B46-1576	P36-0369	B46-1573			
2.2 - 2.5 TDI - 2.8 V6 incl. cond.	12.90-3.98	15 29 140				P36-0370	B46-1576	P36-0369	B46-1573			
<b>A6/100 Avant Quattro tipo C4</b>												
1.8 - 2.0 escl. cond.	12.90-3.98	15 21 240				P36-0370	BE5-2593 *	P36-0369	BE5-2593 *			
1.8 - 2.0 escl. cond.	12.90-3.98	15 21 240				P36-0370	B46-2065 ©	P36-0369	B46-2066 ©			
1.8 - 2.0 16V - 1.9 TDI incl. cond.	12.90-3.98	15 21 140				P36-0370	BE5-2593 *	P36-0369	BE5-2593 *			
1.8 - 2.0 16V - 1.9 TDI incl. cond.	12.90-3.98	15 21 140				P36-0370	B46-2065 ©	P36-0369	B46-2066 ©			
2.5 TDI - 2.8 V6 - S4 incl. cond.	12.90-3.98	15 30 140				P36-0370	BE5-2593 *	P36-0369	BE5-2593 *			
2.5 TDI - 2.8 V6 - S4 incl. cond.	12.90-3.98	15 30 140				P36-0370	B46-2065 ©	P36-0369	B46-2066 ©			
S6 4.2 incl. cond.	12.90-3.98	15 30 140				P36-0370	BE5-2593 *	P36-0369	BE5-2593 *			
S6 4.2 incl. cond.	12.90-3.98	15 30 140				P36-0370	B46-2065 ©	P36-0369	B46-2066 ©			
* = fissaggio superiore M10 © = fissaggio superiore M12												
<b>A6 Berlina tipo C5</b>												
1.8 - 1.8T - 2.0 - 1.9 TDI escl. Tiptronic	4.97-4.00	15 58 140				B36-2079 ©	BE3-2532	B36-2081 ©+*	BE3-2533	HE5-8688	GM5-8874	
1.8 - 1.8T - 2.0 - 1.9 TDI con Tiptronic	4.97-4.00	15 59 140				B36-2079 ©	BE3-2532	B36-2081 ©+*	BE3-2533	HE5-8688	GM5-8874	
2.5 TDI - 2.4 - 2.7 V6 - 2.8 V6 - 3.0 V6 - 3.7 V6	4.97-4.00	15 59 140 #				B36-2079 ©	BE3-2532	B36-2081 ©+*	BE3-2533	HE5-8689	GM5-8874	
# = escl. Tiptronic						© = utilizzare il piattello appoggio molla originale * = disponibile anche in versione rinforzata						

Marca e Modello	anno costruzione	Pro-Kit fino a ca. -30 mm*	Eibach Sportline fino a ca. -50 mm	Barre antirollio	Bilstein Sport (B6) per assetti standard		Bilstein Sprint (B8) per assetti ribassati fino a 50 mm		PSS (B14)	Kit Bilstein		
					Anteriore	Posteriore	Anteriore	Posteriore	reg. in altezza	PSS9 (B16) ...e taratura	PSS 10 reg. in altezza e taratura	B16 Ride Control
<b>A6 Berlina tipo C5</b>												
1.8 - 1.8T - 2.0 - 1.9 TDI escl. Tiptronic	5.00-4.04	15 58 140				BE5-6508	BE5-6542	BE5-6510	BE5-6543	HE5-8688	GM5-8874	
1.8 - 1.8T - 2.0 - 1.9 TDI con Tiptronic	5.00-4.04	15 59 140				BE5-6508	BE5-6542	BE5-6510	BE5-6543	HE5-8688	GM5-8874	
2.5 TDI - 2.4 - 2.7 V6 - 2.8 V6 - 3.0 V6 -3.7 V6	5.00-4.04	15 59 140 #				BE5-6508	BE5-6542	BE5-6510	BE5-6543	HE5-8689	GM5-8874	
#= escl. Tiptronic												
<b>A6 Berlina Quattro tipo C5</b>												
1.8 - 1.8T -1.9 TDI escl. Tiptronic	5.97-4.00	15 61 140				B36-2079 ©	BE5-6509	B36-2081 ©+*	BE5-6511	HE5-8692	GM5-8868	
1.8 - 1.8T -1.9 TDI con Tiptronic	5.97-4.00	15 62 140				B36-2079 ©	BE5-6509	B36-2081 ©+*	BE5-6511	HE5-8692	GM5-8868	
2.5 TDI - 2.4 - 2.7 V6 - 2.8 V6 - 3.0 V6	5.97-4.00	15 62 140 #				B36-2079 ©	BE5-6509	B36-2081 ©+*	BE5-6511	HE5-8693	GM5-8868	
#= escl. Tiptronic						©= utilizzare il piattello appoggio molla originale * = disponibile anche in versione rinforzata						
<b>A6 Berlina Quattro tipo C5</b>												
1.8 - 1.8T -1.9 TDI escl. Tiptronic	5.00-4.04	15 61 140				BE5-6508	BE5-6509	BE5-6510	BE5-6511	HE5-8692	GM5-8868	
1.8 - 1.8T -1.9 TDI con Tiptronic	5.00-4.04	15 62 140				BE5-6508	BE5-6509	BE5-6510	BE5-6511	HE5-8692	GM5-8868	
2.5 TDI - 2.4 - 2.7 V6 - 2.8 V6 - 3.0 V6	5.00-4.04	15 62 140 #				BE5-6508	BE5-6509	BE5-6510	BE5-6511	HE5-8693	GM5-8868	
#= escl. Tiptronic												
<b>A6 Avant tipo C5</b>												
1.8 - 1.8T - 2.0 - 1.9 TDI escl. Tiptronic	4.97-4.00	15 63 140				B36-2079 ©	BE3-2699	B36-2081 ©+*	BE3-2700	HE5-8690	GM5-8874	
1.8 - 1.8T - 2.0 - 1.9 TDI con Tiptronic	4.97-4.00	15 64 140				B36-2079 ©	BE3-2699	B36-2081 ©+*	BE3-2700	HE5-8690	GM5-8874	
2.5 TDI - 2.4 - 2.7 V6 - 2.8 V6 - 3.0 V6	4.97-4.00	15 64 140 #				B36-2079 ©	BE3-2699	B36-2081 ©+*	BE3-2700	HE5-8691	GM5-8874	
#= escl. Tiptronic						©= utilizzare il piattello appoggio molla originale * = disponibile anche in versione rinforzata						
<b>A6 Avant tipo C5</b>												
1.8 - 1.8T - 2.0 - 1.9 TDI escl. Tiptronic	5.00-1.05	15 63 140				BE5-6508	BE5-6544	BE5-6510	BE5-6545	HE5-8690	GM5-8874	
1.8 - 1.8T - 2.0 - 1.9 TDI con Tiptronic	5.00-1.05	15 64 140				BE5-6508	BE5-6544	BE5-6510	BE5-6545	HE5-8690	GM5-8874	
2.5 TDI - 2.4 - 2.7 V6 - 2.8 V6 - 3.0 V6	5.00-1.05	15 64 140 #				BE5-6508	BE5-6544	BE5-6510	BE5-6545	HE5-8691	GM5-8874	
#= escl. Tiptronic												
<b>A6 Avant Quattro tipo C5</b>												
1.8 - 1.8T -1.9 TDI escl. Tiptronic	4.98-4.00	15 65 140				B36-2079 ©	BE5-6509	B36-2081 ©+*	BE5-6511	HE5-8694	GM5-8868	
1.8 - 1.8T -1.9 TDI con Tiptronic	4.98-4.00	15 66 140				B36-2079 ©	BE5-6509	B36-2081 ©+*	BE5-6511	HE5-8694	GM5-8868	
2.5 TDI - 2.4 - 2.7 V6 - 2.8 V6 - 3.0 V6	4.98-4.00	15 66 140 #				B36-2079 ©	BE5-6509	B36-2081 ©+*	BE5-6511	HE5-8695	GM5-8868	
#= escl. Tiptronic						©= utilizzare il piattello appoggio molla originale * = disponibile anche in versione rinforzata						
<b>A6 Avant Quattro tipo C5</b>												
1.8 - 1.8T -1.9 TDI escl. Tiptronic	5.00-2.05	15 65 140				BE5-6508	BE5-6509	BE5-6510	BE5-6511	HE5-8694	GM5-8868	
1.8 - 1.8T -1.9 TDI con Tiptronic	5.00-2.05	15 66 140				BE5-6508	BE5-6509	BE5-6510	BE5-6511	HE5-8694	GM5-8868	
2.5 TDI - 2.4 - 2.7 V6 - 2.8 V6 - 3.0 V6	5.00-2.05	15 66 140 #				BE5-6508	BE5-6509	BE5-6510	BE5-6511	HE5-8695	GM5-8868	
#= escl. Tiptronic												
<b>A6 Berlina e Avant Quattro S6 tipo C5</b>												
S6	4.98-4.00					B36-2079 ©	BE5-6509	B36-2081M1 ©	BE5-6511	HE5-8693	GM5-8868	
S6	5.00>					BE5-6508	BE5-6509	BE5-6510	BE5-6511	HE5-8693	GM5-8868	
						©= utilizzare il piattello appoggio molla originale						
<b>A6 Berlina 2WD (4F)</b>												
2.0 TFSI - 2.4 - 3.0 - 3.2 FSi - 2.0 TDI	5.04>	10 15 008 01 22				VE3-B628	BE5-B629	VE3-B630	BE5-B631	HE5-B657	GM5-B654	
2.7 TDI	11.04>	10 15 008 04 22				VE3-B628	BE5-B629	VE3-B630	BE5-B631	HE5-B657	GM5-B654	

Marca e Modello	anno costruzione	Pro-Kit fino a ca. -30 mm*	Eibach Sportline fino a ca. -50 mm	Barre antirollio	Bilstein Sport (B6) per assetti standard		Bilstein Sprint (B8) per assetti ribassati fino a 50 mm		PSS (B14) reg. in altezza	Kit Bilstein		
					Anteriore	Posteriore	Anteriore	Posteriore		PSS9 (B16) ...e taratura	PSS 10 reg. in altezza e taratura	B16 Ride Control
<b>A6 Berlina Quattro (4F)</b>												
2.4 - 3.0 - 3.2FSI	5.04>	10 15 008 02 22			VE3-B628	BE5-B629	VE3-B630	BE5-B631	HE5-B657	GM5-B654		
4.2 - 3.0 TDI	5.04>	10 15 008 03 22			VE3-B628	BE5-B629	VE3-B630	BE5-B631	HE5-B657	GM5-B654		
<b>A6 Avant 2WD (4F)</b>												
2.0 TFSI - 2.4 - 3.0 - 3.2 FSI - 2.0 TDI	2.05>	10 15 008 05 22			VE3-B628	BE5-B629	VE3-B630	BE5-B631	HE5-B657	GM5-B654		
2.7 TDI	2.05>	10 15 008 06 22			VE3-B628	BE5-B629	VE3-B630	BE5-B631	HE5-B657	GM5-B654		
<b>A6 Avant Quattro (4F)</b>												
2.4 - 3.0 - 3.2 FSI	3.05>	10 15 008 07 22			VE3-B628	BE5-B629	VE3-B630	BE5-B631	HE5-B657	GM5-B654		
4.2 - 2.7 TDI - 3.0 TDI	3.05>	10 15 008 08 22			VE3-B628	BE5-B629	VE3-B630	BE5-B631	HE5-B657	GM5-B654		
S6 3.06>	10 15 008 09 22					VE3-B630	BE5-B631	HE5-B657	GM5-B654			
<b>A8 (D2)</b>												
3.7i - 4.2 (incl. 4WD) escl. autoliv. e Tip Tronic	6.94-4.00	15 33 140			BE3-2609	BE5-2616						
2.5 TDI - 2.8 V6 (incl. 4WD) escl. autoliv. e Tip Tronic	97-4.00	15 33 240			BE3-2609	BE5-2616						
3.7i - 4.2 (incl. 4WD) escl. autoliv. e Tip Tronic	5.00-10.02	15 33 140			BE5-6678	BE5-2616						
2.5 TDI - 2.8 V6 (incl. 4WD) escl. autoliv. e Tip Tronic	5.00-10.02	15 33 240			BE5-6678	BE5-2616						
3.3 TDI (incl. 4WD) escl. autoliv.	5.00-10.02				BE5-6678	BE5-2616						
<b>100</b>												
Tipo 44 escl. Quattro	10.82-90				P36-0370	B46-0130						
Quattro tipo 44Q	84-90				P36-0370	B46-2065	P36-0369	B46-2066				
<b>100 Avant</b>												
Tipo 44 escl. Quattro	82-91				P36-0370	B46-0130						
Quattro tipo 44Q	84-90				P36-0370	B46-2065	P36-0369	B46-2066				
<b>200 Berlina</b>												
Tipo 44 escl. Quattro	79-82				P36-0370	B46-1576	P36-0369	B46-1573				
Tipo 44 escl. Quattro	83-91				P36-0370	B46-1576	P36-0369	B46-1573				
Quattro tipo 44Q	84-91				P36-0370	BE5-2593 *	P36-0369	BE5-2593 *				
Quattro tipo 44Q	84-91				P36-0370	B46-2065 ©	P36-0369	B46-2066 ©				
* = fissaggio superiore M10 © = fissaggio superiore M12												
<b>200 Avant</b>												
Quattro tipo 44Q	84-90				P36-0370	BE5-2593 *	P36-0369	BE5-2593 *				
Quattro tipo 44Q	84-90				P36-0370	B46-2065 ©	P36-0369	B46-2066 ©				
* = fissaggio superiore M10 © = fissaggio superiore M12												
<b>BMW</b>												
<b>Serie 1 E87</b>												
116i - 118i - 120i	9.04>	10 20 013 01 22	20 20 013 01 22	40 20 013 01 11	VE3-B590sx/B591dx	BE5-B592	VE3-B593sx/B594dx	BE5-B595	HE5-B583	GM5-B579		
130i - 118d - 120d	9.04>	10 20 013 02 22	20 20 013 02 22	40 20 013 01 11	VE3-B590sx/B591dx	BE5-B592	VE3-B593sx/B594dx	BE5-B595	HE5-B583	GM5-B579		
<b>Serie 3 E21</b>												
315 - 318i (modelli 4 cil.)	>10.82				P30-0121	B46-0612						
320 - 323i (modelli 6 cil.)	>10.82				P36-0223	B46-0612						

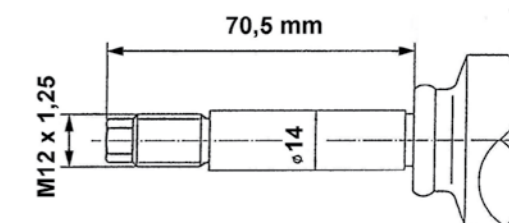
Marca e Modello	anno costruzione	Pro-Kit fino a ca. -30 mm*	Eibach Sportline fino a ca. -50 mm	Barre antirollio	Bilstein Sport (B6) per assetti standard		Bilstein Sprint (B8) per assetti ribassati fino a 50 mm		Kit Bilstein		
					Anteriore	Posteriore	Anteriore	Posteriore	PSS (B14) reg. in altezza	PSS9 (B16) ...e taratura	PSS 10 reg. in altezza e taratura
<b>Serie 3 E30 Berlina</b>											
316 - 318i IS escl.assetto sportivo	11.82-12.90	20 03 240		20 03 320	P30-0128 ©	B36-2028	P30-0334 ©	B36-2027			
316 - 318i IS incl.assetto sportivo	11.82-12.90	20 03 240		20 03 320	P36-0136 *	B36-2028	P36-0335 *	B36-2027			
320i escl. assetto sportivo	11.82-10.88	20 03 140		20 03 320	P30-0128 ©	B36-2028	P30-0334 ©	B36-2027			
320i escl. assetto sportivo	11.88-12.90	20 19 140		20 03 320	P30-0128 ©	B36-2028	P30-0334 ©	B36-2027			
320i incl. assetto sportivo	11.82-10.88	20 03 140		20 03 320	P36-0136 *	B36-2028	P36-0335 *	B36-2027			
320i incl. assetto sportivo	11.88-12.90	20 19 140		20 03 320	P36-0136 *	B36-2028	P36-0335 *	B36-2027			
323i - 325i - 324D/TD	11.82-10.88	20 03 140		20 03 320	P36-0136	B36-2028	P36-0335	B36-2027			
320iS - 325i - 325D/TD	11.88-12.90	20 19 140		20 03 320	P36-0136	B36-2028	P36-0335	B36-2027			
316 fino 325i con M-Technik	85-90			20 03 320			P30-0138 #	B36-0738			
©= per montanti con ø esterno 45 mm *= per montanti con ø esterno 51 mm #= fornita coppia di ghiera per montanti ø 45 e ø 51mm											
<b>Serie 3 E30 Touring</b>											
316i - 318i	89-94			20 03 320	P36-0332	B36-1423					
320i - 325i - 324TD	88-94	20 12 140		20 03 320	P36-0332	B36-1423					
<b>Serie 3 E30 Cabrio</b>											
318i	11.90-5.93	20 10 240		20 03 320	P30-0128 ©	B36-2028	P30-0334 ©	B36-2027			
320i	5.86-5.93	20 10 140		20 03 320	P30-0128 ©	B36-2028	P30-0334 ©	B36-2027			
325i	5.86-5.93	20 10 140		20 03 320	P36-0136 *	B36-2028	P36-0335 *	B36-2027			
©= per montanti con ø esterno 45 mm *= per montanti con ø esterno 51 mm											
<b>Serie 3 E30 4WD</b>											
325ix	86-91				P36-0251	B36-2028					
<b>M3 E30</b>											
tutti modelli	87-90	20 17 140		20 03 320			P36-0335	B36-2027			
<b>Serie 3 E36 Berlina</b>											
316 - 318i - 318is incl. M-Tech	12.90-10.91	20 21 240	20 20 004 01 22	20 21 320	V36-0379sx/0380dx#	B36-1525	V36-0381sx/0382dx#	B36-1526			
316 - 318i - 318is incl. M-Tech	10.91-5.92	20 21 240	20 20 004 01 22	20 21 321	V36-0379sx/0380dx#	B36-1525	V36-0381sx/0382dx#	B36-1526			
316 - 318i - 318is incl. M-Tech amm.bitubo	6.92-3.98	20 21 240	20 20 004 01 22	20 21 321	V36-4007sx/4008dx©	B36-1525	V36-4009sx/4010dx©	B36-1526		GM5-8034	
316 - 318i - 318is incl. M-Tech amm.monot.	6.92-3.98	20 21 240	20 20 004 01 22	20 21 321	VE3-4400sx/4401dx©	BE5-2724	VE3-4402sx/4403dx©	BE5-2725		GM5-8034	
320i - 325i - 325TD incl. M-Tech	12.90-10.91	20 21 140		20 21 320	V36-0367sx/0368dx*	B36-1525	V36-0369sx/0370dx*	B36-1526			
320i - 325i - 325TD incl. M-Tech	10.91-5.92	20 21 140		20 21 321	V36-0367sx/0368dx*	B36-1525	V36-0369sx/0370dx*	B36-1526			
318TDS - 320i - 325i - 325TDS - 328i incl. M-Tech amm.bitubo	6.92-3.98	20 33 140	20 20 004 02 22	20 21 321	V36-4007sx/4008dx©	B36-1525	V36-4009sx/4010dx©	B36-1526	HE5-8033	GM5-8034	
318TDS - 320i - 325i - 325TDS - 328i incl. M-Tech amm.monot.	6.92-3.98	20 33 140	20 20 004 02 22	20 21 321	VE3-4400sx/4401dx©	BE5-2724	VE3-4402sx/4403dx©	BE5-2725	HE5-8033	GM5-8034	
# = perno superiore ø14mm x 40mm * = perno superiore ø16mm x 69mm © = perno superiore ø14mm x 45mm											
<b>Serie 3 E36 Coupé</b>											
316 - 318i incl. M-Tech amm.bitubo	6.92-3.98	20 21 240	20 20 004 01 22	20 21 321	V36-4007sx/4008dx©	B36-1525	V36-4009sx/4010dx©	B36-1526		GM5-8034	
316 - 318i incl. M-Tech amm.monot.	6.92-3.98	20 21 240	20 20 004 01 22	20 21 321	VE3-4400sx/4401dx©	BE5-2724	VE3-4402sx/4403dx©	BE5-2725		GM5-8034	
318is - 318TDS incl. M-Tech amm.bitubo	6.92-3.98	20 33 140	20 20 004 02 22	20 21 321	V36-4007sx/4008dx©	B36-1525	V36-4009sx/4010dx©	B36-1526		GM5-8034	
318is - 318TDS incl. M-Tech amm.monot.	6.92-3.98	20 33 140	20 20 004 02 22	20 21 321	VE3-4400sx/4401dx©	BE5-2724	VE3-4402sx/4403dx©	BE5-2725		GM5-8034	
320i - 320is - 323i - 325i - 325TDS - 328i incl. M-Tech amm.bitubo	6.92-3.98	20 33 140	20 20 004 02 22	20 21 321	V36-4007sx/4008dx©	B36-1525	V36-4009sx/4010dx©	B36-1526	HE5-8033	GM5-8034	
320i - 320is - 323i - 325i - 325TDS - 328i incl. M-Tech amm.monot.	6.92-3.98	20 33 140	20 20 004 02 22	20 21 321	VE3-4400sx/4401dx©	BE5-2724	VE3-4402sx/4403dx©	BE5-2725	HE5-8033	GM5-8034	
© = perno superiore ø14mm x 45mm											

Marca e Modello	anno costruzione	Pro-Kit fino a ca. -30 mm*	Eibach Sportline fino a ca. -50 mm	Barre antirollio	Bilstein Sport (B6) per assetti standard		Bilstein Sprint (B8) per assetti ribassati fino a 50 mm		PSS (B14) reg. in altezza	Kit Bilstein		
					Anteriore	Posteriore	Anteriore	Posteriore		PSS9 (B16) ...e taratura	PSS 10 reg. in altezza e taratura	B16 Ride Control
<b>M3 E36</b>												
3.0 Berlina - Coupé	3.93-12.95	20 41 140		20 33 320	VE3-4237sx/4238dx	BE5-2453	VE3-4237sx/4238dx	BE5-2453		GM5-8845©		
3.2 Berlina - Coupé e Cabrio	96-00	20 59 140		20 33 320	VE3-4237sx/4238dx	BE5-2453	VE3-4237sx/4238dx	BE5-2453		GM5-8845©		
3.0 Cabrio escl. 3.2	4.94-01	20 47 140		20 21 321	VE3-4237sx/4238dx	BE5-2453	VE3-4237sx/4238dx	BE5-2453				
					© = escl. Cabrio							
<b>Serie 3 E36 Touring</b>												
316i - 318i amm.bitubo	5.95-00	20 52 140	20 20 004 03 22	20 21 321	V36-4007sx/4008dx©	B36-1525	V36-4009sx/4010dx©	B36-1526	HE5-8033	GM5-8034		
316i - 318i amm.monotubo	5.95-00	20 52 140	20 20 004 03 22	20 21 321	VE3-4400sx/4401dx©	BE5-2724	VE3-4402sx/4403dx©	BE5-2725	HE5-8033	GM5-8034		
318TDS - 320i - 323i - 325TDS - 328i amm. bitubo	5.95-00	20 50 140	20 20 004 04 22	20 21 321	V36-4007sx/4008dx©	B36-1525	V36-4009sx/4010dx©	B36-1526		GM5-8034		
318TDS - 320i - 323i - 325TDS - 328i amm. monotubo	5.95-00	20 50 140	20 20 004 04 22	20 21 321	VE3-4400sx/4401dx©	BE5-2724	VE3-4402sx/4403dx©	BE5-2725		GM5-8034		
					© = perno superiore ø14mm x 45mm							
<b>Serie 3 E36 Cabrio</b>												
316ti - 318i amm.bitubo	2.94-4.99	20 43 140	20 20 004 05 22	20 21 321	V36-4007sx/4008dx©	B36-1525	V36-4009sx/4010dx©	B36-1526	HE5-8033	GM5-8034		
316ti - 318i amm.monotubo	2.94-4.99	20 43 140	20 20 004 05 22	20 21 321	VE3-4400sx/4401dx©	BE5-2724	VE3-4402sx/4403dx©	BE5-2725	HE5-8033	GM5-8034		
320i - 325i - 328i amm.bitubo	3.93-4.99	20 42 140	20 20 004 06 22	20 21 321	V36-4007sx/4008dx©	B36-1525	V36-4009sx/4010dx©	B36-1526	HE5-8033	GM5-8034		
320i - 325i - 328i amm.monotubo	3.93-4.99	20 42 140	20 20 004 06 22	20 21 321	VE3-4400sx/4401dx©	BE5-2724	VE3-4402sx/4403dx©	BE5-2725	HE5-8033	GM5-8034		
					© = perno superiore ø14mm x 45mm							
<b>E36 Compact</b>												
316i - 318ti amm.bitubo	4.94-5.01	20 44 140	20 20 004 07 22	20 44 320	V36-4007sx/4008dx©	B36-2028	V36-4009sx/4010dx©	B36-2027	HE5-8039	GM5-8040		
316i - 318ti amm.monotubo	4.94-5.01	20 44 140	20 20 004 07 22	20 44 320	VE3-4400sx/4401dx©	B36-2028	VE3-4402sx/4403dx©	B36-2027	HE5-8039	GM5-8040		
318tds - 323ti amm.bitubo	5.95-5.01	20 51 140	20 20 004 08 22	20 44 320	V36-4007sx/4008dx©	B36-2028	V36-4009sx/4010dx©	B36-2027	HE5-8039	GM5-8040		
318tds - 323ti amm.monotubo	5.95-5.01	20 51 140	20 20 004 08 22	20 44 320	VE3-4400sx/4401dx©	B36-2028	VE3-4402sx/4403dx©	B36-2027	HE5-8039	GM5-8040		
					© = perno superiore ø14mm x 45mm							
<b>Serie 3 E46 Berlina</b>												
316i - 318i	4.98-3.05	20 66 140	20 20 001 01 22	20 66 320	VE3-B504sx/B505dx	BE3-2697	VE3-B506sx/B507dx	BE3-2698	HE5-C684	GM5-8036	GM5-C638	GA5-D512
318d - 320i - 320d - 323i - 325i - 328i - 330i	4.98-3.05	20 67 140	20 20 001 03 22	20 66 320	VE3-B504sx/B505dx	BE3-2697	VE3-B506sx/B507dx	BE3-2698	HE5-C684	GM5-8036	GM5-C638	GA5-D512
330d	3.00-3.05	10 20 001 01 22		20 66 320	VE3-B504sx/B505dx	BE3-2697	VE3-B506sx/B507dx	BE3-2698	HE5-C684	GM5-8036	GM5-C638	GA5-D512
<b>Serie 3 E46 Berlina 4x4</b>												
325xi - 330xi	6.00>	10 20 001 03 22			VN7-5281sx/5282dx	BE3-6865	VN7-5283sx/5284dx	BE3-6866				
330xd	6.00>	10 20 001 04 22			VN7-5281sx/5282dx	BE3-6865	VN7-5283sx/5284dx	BE3-6866				
<b>Serie 3 E46 Touring</b>												
316i - 318i	9.99-9.05	20 66 140	20 20 001 04 22	20 66 320	VE3-B504sx/B505dx	BE3-2697	VN7-5303sx/5304dx	BE3-2698	HE5-C684	GM5-8036	GM5-C638	GA5-D512
318d - 320i - 320d - 323i - 325i - 328i - 330i	9.99-9.05	20 67 140	20 20 001 03 22	20 66 320	VE3-B504sx/B505dx	BE3-2697	VN7-5303sx/5304dx	BE3-2698	HE5-C684	GM5-8036	GM5-C638	GA5-D512
330d	3.00-9.05	10 20 001 01 22		20 66 320	VE3-B504sx/B505dx	BE3-2697	VN7-5303sx/5304dx	BE3-2698	HE5-C684	GM5-8036	GM5-C638	GA5-D512
<b>Serie 3 E46 Touring 4x4</b>												
325xi - 330xi	6.00>	10 20 001 05 22			VN7-5281sx/5282dx	BE3-6865	VN7-5283sx/5284dx	BE3-6866				
330xd	6.00>	10 20 001 06 22			VN7-5281sx/5282dx	BE3-6865	VN7-5283sx/5284dx	BE3-6866				
<b>Serie 3 E46 Coupé</b>												
318ci - 320ci	4.98-9.06	20 66 140	20 20 001 01 22	20 66 320	VE3-B504sx/B505dx	BE3-2697	VE3-B506sx/B507dx	BE3-2698	HE5-C684	GM5-8036	GM5-C638	GA5-D512
323ci - 325ci - 328ci - 330ci - 320cd	4.98-9.06	20 67 140	20 20 001 03 22	20 66 320	VE3-B504sx/B505dx	BE3-2697	VE3-B506sx/B507dx	BE3-2698	HE5-C684	GM5-8036	GM5-C638	GA5-D512
330cd	4.98-9.06	10 20 001 01 22		20 66 320	VE3-B504sx/B505dx	BE3-2697	VE3-B506sx/B507dx	BE3-2698	HE5-C684	GM5-8036	GM5-C638	GA5-D512

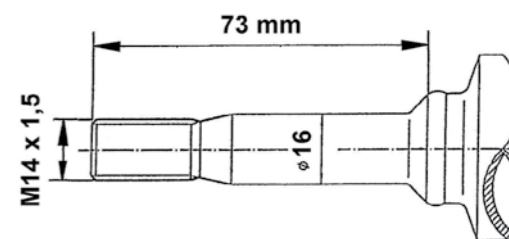
Marca e Modello	anno costruzione	Pro-Kit fino a ca. -30 mm*	Eibach Sportline fino a ca. -50 mm	Barre antirollio	Bilstein Sport (B6) per assetti standard		Bilstein Sprint (B8) per assetti ribassati fino a 50 mm		PSS (B14) reg. in altezza	Kit Bilstein		
					Anteriore	Posteriore	Anteriore	Posteriore		PSS9 (B16) ...e taratura	PSS 10 reg. in altezza e taratura	B16 Ride Control
<b>Serie 3 E46 Cabrio</b>												
318ci	4.98>	20 66 140		20 66 320	VE3-B504sx/B505dx	BE3-2697	VE3-B506sx/B507dx	BE3-2698	HE5-C684	GM5-8036	GM5-C638	GA5-D512
320ci - 323ci - 325ci - 328ci - 330ci - 320cd	4.98>	20 67 140		20 66 320	VE3-B504sx/B505dx	BE3-2697	VE3-B506sx/B507dx	BE3-2698	HE5-C684	GM5-8036	GM5-C638	GA5-D512
330cd	3.00>	10 20 001 01 22		20 66 320	VE3-B504sx/B505dx	BE3-2697	VE3-B506sx/B507dx	BE3-2698	HE5-C684	GM5-8036	GM5-C638	GA5-D512
<b>E 46 Compact</b>												
316ti - 318ti	6.01-2.05	10 20 001 08 22	20 20 001 04 22	40 20 001 02 11	VE3-B506sx/B507dx	BE3-2697	VN7-5170sx/5171dx	BE3-6757		GM5-8843		
325ti - 318td - 320td	6.01-2.05	10 20 001 09 22	20 20 001 02 22	40 20 001 02 11	VE3-B506sx/B507dx	BE3-2697	VN7-5170sx/5171dx	BE3-6757		GM5-8843		
<b>M3 E46 Coupé e Cabrio</b>												
M3	6.00>	10 20 001 02 22		40 20 001 01 11						GM5-8611	GM5-C668	
<b>Serie 3 E 90 Berlina 2WD</b>												
318i - 320i - 320si	3.05>	10 20 014 01 22	20 20 014 01 22	40 20 013 01 11	VE3-C037sx/C038dx	BE5-C039	VE3-C040sx/C041dx	BE5-C042	HE5-C047	GM5-C051	GM5-D163	GA5-D154
325i - 330i - 318d - 320d	3.05>	10 20 014 02 22	20 20 014 02 22	40 20 013 01 11	VE3-C037sx/C038dx	BE5-C039	VE3-C040sx/C041dx	BE5-C042	HE5-C047	GM5-C051	GM5-D163	GA5-D154
330d	9.05>	10 20 014 04 22		40 20 013 01 11	VE3-C037sx/C038dx	BE5-C039	VE3-C040sx/C041dx	BE5-C042	HE5-C047	GM5-C051	GM5-D163	GA5-D154
<b>Serie 3 E 90 Berlina 4WD</b>												
325xi - 330xi	11.05>	10 20 014 08 22										
330xd	11.05>	10 20 014 09 22										
<b>Serie 3 E 91 Touring 2WD</b>												
318i - 320i	9.05>	10 20 014 05 22	20 20 014 03 22		VE3-C037sx/C038dx	BE5-C039	VE3-C040sx/C041dx	BE5-C042	HE5-C047	GM5-C051	GM5-D163	GA5-D154
325i - 330i - 318d - 320d	9.05>	10 20 014 06 22	20 20 014 04 22		VE3-C037sx/C038dx	BE5-C039	VE3-C040sx/C041dx	BE5-C042	HE5-C047	GM5-C051	GM5-D163	GA5-D154
325d - 330d	9.05>	10 20 014 07 22			VE3-C037sx/C038dx	BE5-C039	VE3-C040sx/C041dx	BE5-C042	HE5-C047	GM5-C051	GM5-D163	GA5-D154
<b>Serie 3 E 91 Touring 4WD</b>												
325xi - 330xi	11.05>	10 20 014 10 22										
330xd	11.05>	10 20 014 11 22										
<b>Serie 3 E 92 Coupè</b>												
325ci - 330ci	9.06>	10 20 014 12 22								GM5-C051	GM5-D163	GA5-D154
335ci - 330cd - 335cd	9.06>	10 20 014 13 22								GM5-C051	GM5-D163	GA5-D154
<b>Serie 5 E28 Berlina</b>												
518 - 535i modelli 4 e 6 ci.	7.81-12.87				P36-0233	B46-0608	P36-0253	B46-1050				

Marca e Modello	anno costruzione	Pro-Kit fino a ca. -30 mm*	Eibach Sportline fino a ca. -50 mm	Barre antirollio	Bilstein Sport (B6) per assetti standard		Bilstein Sprint (B8) per assetti ribassati fino a 50 mm		Kit Bilstein			
					Anteriore	Posteriore	Anteriore	Posteriore	PSS (B14) reg. in altezza	PSS9 (B16) ...e taratura	PSS 10 reg. in altezza e taratura	B16 Ride Control
<b>Serie 5 E34 Berlina</b>												
518i - 520i (incl. 24V) escl. autoliv. e M-Technik	88-9.95	20 14 140	20 20 003 01 22	20 13 320		P36-3023 $\alpha$	B46-1221 #	P36-3020 $\alpha$	B46-1486 #			
518i - 520i (incl. 24V) incl. autoliv. escl. M-Technik	88-9.95	20 25 140		20 13 320		P36-3023 $\alpha$		P36-3020 $\alpha$				
520i incl. 24V incl. M-Tech	88-7.90	20 14 140 #	20 20 003 01 22	20 13 320		P36-3021 $\odot$	B46-1221 #	P36-3018 $\odot$	B46-1486 #			
520i incl. 24V escl. autoliv. incl. M-Tech	7.90-9.95	20 14 140	20 20 003 01 22	20 13 320		P36-3022 $\circ$	B46-1221 #	P36-3019 $\circ$	B46-1486 #			
520i incl. 24V incl. autoliv. e M. Tech.	7.90-9.95	20 25 140		20 13 320		P36-3022 $\circ$		P36-3019 $\circ$				
525i incl. 24V escl. autoliv. incl. M-Tech	88-7.90	20 14 140	20 20 003 01 22	20 13 320		P36-3021 $\odot$	B46-1221 #	P36-3018 $\odot$	B46-1486 #			
525i incl. 24V incl. autoliv. e M-Tech	88-7.90	20 25 140		20 13 320		P36-3021 $\odot$		P36-3018 $\odot$				
525i incl. 24V escl. autoliv. incl. M-Tech	7.90-9.95	20 14 140	20 20 003 01 22	20 13 320		P36-3022 $\circ$	B46-1221 #	P36-3019 $\circ$	B46-1486 #			
525i incl. 24V incl. autoliv. e M-Tech	7.90-9.95	20 25 140		20 13 320		P36-3022 $\circ$		P36-3019 $\circ$				
525i incl. 24V escl. autoliv. escl. M-Tech	7.90-9.92	20 14 140	20 20 003 01 22	20 13 320		P36-3022 $\circ$	B46-1221 #	P36-3019 $\circ$	B46-1486 #			
525i incl. 24V incl. autoliv. escl. M-Tech	7.90-9.92	20 25 140		20 13 320		P36-3022 $\circ$		P36-3019 $\circ$				
525i incl. 24V escl. autoliv. e M. Tech.	9.92-9.95	20 14 140	20 20 003 01 22	20 13 320		P36-3023 $\alpha$	B46-1221 #	P36-3020 $\alpha$	B46-1486 #			
525i incl. 24V incl. autoliv. escl. M-Tech	9.92-9.95	20 25 140		20 13 320		P36-3023 $\alpha$		P36-3020 $\alpha$				
524 tds - 530i - 535i escl. M-Tech	88-7.90	20 13 140 #	20 20 003 01 22	20 13 320		P36-3021 $\odot$	B46-1221 #	P36-3018 $\odot$	B46-1486 #			
524 tds - 530i - 535i incl. M-Tech	88-7.90	20 13 140 #	20 20 003 01 22	20 13 320		P36-3021 $\odot$	B46-1221 #	P36-3018 $\odot$	B46-1486 #			
524 tds - 530i - 535i escl. M-Tech	7.90-9.95	20 13 140 #	20 20 003 01 22	20 13 320		P36-3022 $\circ$	B46-1221 #	P36-3019 $\circ$	B46-1486 #			
524 tds - 530i - 535i incl. M-Tech	7.90-9.95	20 13 140 #	20 20 003 01 22	20 13 320		P36-3022 $\circ$	B46-1221 #	P36-3019 $\circ$	B46-1486 #			
525 td-tds	7.90-9.92	20 13 140 #	20 20 003 01 22	20 13 320		P36-3022 $\circ$	B46-1221 #	P36-3019 $\circ$	B46-1486 #			
525 td-tds escl. autoliv.	9.92-9.95	20 13 140	20 20 003 01 22	20 13 320		P36-3023 $\alpha$	B46-1221 #	P36-3020 $\alpha$	B46-1486 #			
525 td-tds incl. autoliv.	9.92-9.95	20 25 240		20 13 320		P36-3023 $\alpha$		P36-3020 $\alpha$				
530i - 540i escl. autoliv. e M. Tech.	7.92-9.95	20 39 140				P36-3022 $\circ$	B46-1221 #	P36-3019 $\circ$	B46-1486 #			
530i - 540i incl. autoliv. escl. M-Tech	7.92-9.95					P36-3022 $\circ$		P36-3019 $\circ$				
530i - 540i escl. autoliv. incl. M-Tech	7.92-9.95	20 39 140				P36-3022 $\circ$	B46-1221 #	P36-3019 $\circ$	B46-1486 #			
530i - 540i incl. autoliv. e M-Tech	7.92-9.95					P36-3022 $\circ$		P36-3019 $\circ$				
#= escl. autolivellante						#= escl. autolivellante						
<b>Serie 5 E34 Touring</b>												
518i - 520i (incl. 24V) escl. autoliv. e M-Tech	9.91-97	20 14 140		20 13 320		P36-3023 $\alpha$	B46-1221 #	P36-3020 $\alpha$	B46-1486 #			
518i - 520i (incl. 24V) incl. autoliv. escl. M-Tech	9.91-97	20 25 140		20 13 320		P36-3023 $\alpha$		P36-3020 $\alpha$				
520i (incl. 24V) escl. autoliv. incl. M-Tech	9.91-97	20 14 140		20 13 320		P36-3022 $\circ$	B46-1221 #	P36-3019 $\circ$	B46-1486 #			
520i (incl. 24V) incl. autoliv. e M-Tech	9.91-97	20 25 140		20 13 320		P36-3022 $\circ$		P36-3019 $\circ$				
525i incl. 24V escl. autoliv. e M-Tech	9.91-9.92	20 14 140		20 13 320		P36-3022 $\circ$	B46-1221 #	P36-3019 $\circ$	B46-1486 #			
525i incl. 24V incl. autoliv. escl. M-Tech	9.91-9.92	20 25 140		20 13 320		P36-3022 $\circ$		P36-3019 $\circ$				
525i incl. 24V escl. autoliv. e M-Tech	10.92-97	20 14 140		20 13 320		P36-3023 $\alpha$	B46-1221 #	P36-3020 $\alpha$	B46-1486 #			
525i incl. 24V incl. autoliv. escl. M-Tech	10.92-97	20 25 140		20 13 320		P36-3023 $\alpha$		P36-3020 $\alpha$				
525i incl. 24V escl. autoliv. incl. M-Tech	9.91-97	20 14 140		20 13 320		P36-3022 $\circ$	B46-1221 #	P36-3019 $\circ$	B46-1486 #			
525i incl. 24V incl. autoliv. e M-Tech	9.91-97	20 25 140		20 13 320		P36-3022 $\circ$		P36-3019 $\circ$				
524td - 530i - 535i escl. M-Tech	9.91-97	20 13 140 #		20 13 320		P36-3022 $\circ$	B46-1221 #	P36-3019 $\circ$	B46-1486 #			
524td - 530i - 535i incl. M-Tech	9.91-97	20 13 140 #		20 13 320		P36-3022 $\odot$	B46-1221 #	P36-3019 $\circ$	B46-1486 #			
525td - 525tds escl. autoliv.	9.91-97	20 13 140		20 13 320		P36-3022 $\odot$	B46-1221 #	P36-3019 $\odot$	B46-1486 #			
525td - 525tds incl. autoliv.	9.91-97	20 25 240		20 13 320		P36-3022 $\odot$		P36-3019 $\odot$				
530i - 540i incl. 24V escl. autoliv. e M-Tech	7.92-97	20 39 240				P36-3022 $\odot$	B46-1221 #	P36-3019 $\odot$	B46-1486 #			
530i - 540i incl. 24V incl. autoliv. escl. M-Tech	7.92-97					P36-3022 $\odot$		P36-3019 $\odot$				
530i - 540i incl. 24V escl. autoliv. incl. M-Tech	7.92-97	20 39 240				P36-3022 $\odot$	B46-1221 #	P36-3019 $\odot$	B46-1486 #			
530i - 540i incl. 24V incl. autoliv. e M-Tech	7.92-97					P36-3022 $\odot$		P36-3019 $\odot$				
#= escl. autolivellante						#= escl. autolivellante						

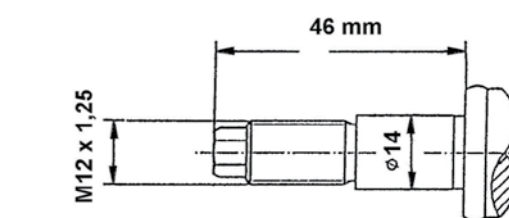
$\odot$ = fissaggio superiore  $\phi 14$  mm x 70,5 mm



$\circ$ = fissaggio superiore  $\phi 16$  mm x 73 mm



$\alpha$ = fissaggio superiore  $\phi 14$  mm x 46 mm



Marca e Modello	anno costruzione	Pro-Kit fino a ca. -30 mm*	Eibach Sportline fino a ca. -50 mm	Barre antirollio	Bilstein Sport (B6) per assetti standard		Bilstein Sprint (B8) per assetti ribassati fino a 50 mm		Kit Bilstein			
					Anteriore	Posteriore	Anteriore	Posteriore	PSS (B14) reg. in altezza	PSS9 (B16) ...e taratura	PSS 10 reg. in altezza e taratura	B16 Ride Control
<b>Serie 5 E39 Berlina</b>												
520i - 520d - 523i - 528i - 530i escl. EDC	11.95-5.03	20 53 140 ©	20 20 005 01 22 ©	20 53 320 ©	VE3-B406	BE5-2828 ©	VE3-B407	BE5-2829 ©			GM5-A469 ©	
525tds escl. EDC	11.95-5.03	20 69 140 ©	20 20 005 01 22 ©	20 53 320 ©	VE3-B406	BE5-2828 ©	VE3-B407	BE5-2829 ©			GM5-A469 ©	
530d escl. EDC	99-5.03	20 69 140 ©		20 53 320 ©	VE3-B406	BE5-2828 ©	VE3-B407	BE5-2829 ©	HE5-A076 ©		GM5-A469 ©	
535i - 540i escl. EDC	4.96-5.03	20 54 140 ©		20 54 320 ©	VE3-B408	BE5-2828 ©	VE3-B409	BE5-2829 ©			GM5-A455 ©	
M5	10.98>								HE5-B126 ©		GM5-A455 ©	
©= escl. sosp. pneum.					©= escl. sosp. pneum.							
<b>Serie 5 E39 Touring (senza sosp. pneumatica)</b>												
520i - 520d - 523i - 528i - 530i escl. EDC	3.97-06.04	20 61 140		20 53 310	VE3-B406	BE5-6061	VE3-B407	BE5-6061				
525tds escl. EDC	3.97-06.04	20 70 140		20 53 310	VE3-B406	BE5-6061	VE3-B407	BE5-6061				
530d escl. EDC	3.97-06.04	20 70 140		20 53 310	VE3-B406	BE5-6061	VE3-B407	BE5-6061				
535i - 540i escl. EDC	3.97-06.04				VE3-B408	BE5-6061	VE3-B865	BE5-6061				
<b>Serie 5 E39 Touring (con sosp. pneumatica)</b>												
520i - 520d - 523i - 528i - 530i escl. EDC	3.97-06.04	20 64 120		20 53 310	VE3-B406	BE5-6096	VE3-B407	BE5-6096				
525tds escl. EDC	3.97-06.04	20 71 120		20 53 310	VE3-B406	BE5-6096	VE3-B407	BE5-6096				
530d escl. EDC	3.97-06.04	20 71 120		20 53 310	VE3-B406	BE5-6096	VE3-B407	BE5-6096				
535i - 540i escl. EDC	3.97-06.04	20 65 120			VE3-B408	BE5-6096	VE3-B865	BE5-6096				
<b>Serie 5 E60 Berlina 2WD (escl. sosp. pneumatica)</b>												
520i - 523i - 525i - 530i - 520d	6.03>	10 20 011 01 22	20 20 011 01 22	40 20 011 01 11	VE3-A963	BE5-A964	VE3-A965	BE5-A966	HE5-B116	GM5-B119	GM5-D549	GA5-D516
525d - 530d - 535d	6.03>	10 20 011 02 22	20 20 011 02 22	40 20 011 01 11	VE3-A963	BE5-A964	VE3-A965	BE5-A966	HE5-B116	GM5-B119	GM5-D549	GA5-D516
540i - 545i - 550i	6.03>	10 20 011 03 22	20 20 011 02 22	40 20 011 01 11					HE5-B116	GM5-B119	GM5-D549	GA5-D516
560L	6.03>				VE3-A963	BE5-A964	VE3-A965	BE5-A966	HE5-B116	GM5-B119	GM5-D549	GA5-D516
M5 5.0 V10	6.05>	10 20 011 06 22										
<b>Serie 5 E60 Berlina 4WD (escl. sosp. pneumatica)</b>												
525xi - 530xi	6.03>	10 20 011 08 22										
530xd	6.03>	10 20 011 07 22										
<b>Serie 5 E61 Touring 2WD</b>												
520i - 523i - 525i - 530i - 520d	6.04>	10 20 011 04 20			VE3-A963	BE5-C070	VE3-A965	BE5-C070				
545i - 550i - 525d - 530d - 535d	6.04>	10 20 011 05 20			VE3-A963	BE5-C070	VE3-A965	BE5-C070				
<b>Serie 6 E63 Coupè</b>												
630ci	9.04>	10 20 012 04 22			VE3-A965	BE5-B270	VE3-B271	BE5-B272			GM5-C395	
645ci - 650ci	1.04>	10 20 012 01 22			VE3-A965	BE5-B270	VE3-B271	BE5-B272			GM5-C395	
M6	7.05>	10 20 012 03 22										
<b>Serie 6 E64 Cabrio</b>												
630ci	9.04>	10 20 012 05 22			VE3-A965	BE5-B270	VE3-B271	BE5-B272			GM5-C395	
645ci - 650ci	4.04>	10 20 012 02 22			VE3-A965	BE5-B270	VE3-B271	BE5-B272			GM5-C395	

Marca e Modello	anno costruzione	Pro-Kit fino a ca. -30 mm*	Eibach Sportline fino a ca. -50 mm	Barre antirollio	Bilstein Sport (B6) per assetti standard		Bilstein Sprint (B8) per assetti ribassati fino a 50 mm		Kit Bilstein		
					Anteriore	Posteriore	Anteriore	Posteriore	PSS (B14) reg. in altezza	PSS9 (B16) ...e taratura	PSS 10 reg. in altezza e taratura
<b>Serie 7 E32 Berlina</b>											
730i - 735i	9.86-2.88					P36-0258	B46-1148 ©				
730i - 735i	3.88-7.90	20 16 140 ©				P36-0353	B46-1148 ©				
730i - 735i	8.90-6.94	20 16 140 ©				P36-0368	B46-1148 ©	P36-0361	B46-1527 ©		
730i - 740i	10.92-6.94	20 37 140 ©				P36-0368	B46-1148 ©	P36-0361	B46-1527 ©		
750i - 750il	1.88-7.90	20 15 140									
750i - 750il	8.90-6.94	20 15 140				P36-0368	B46-1148 ©	P36-0361	B46-1527 ©		
©= escl. autolivellante					©= escl. autolivellante						
<b>Serie 7 E38 Berlina</b>											
728i - 725tds - 730d escl. autoliv.	4.96-9.01					VE3-4169sx/4170dx	B46-2138	VE3-4169sx/4170dx	B46-2138		
728i - 725tds - 730d incl. autoliv.	4.96-9.01					VE3-4169sx/4170dx		VE3-4169sx/4170dx			
730i - 740i escl. autoliv.	6.94-9.01	20 48 140				VE3-4169sx/4170dx	B46-2138	VE3-4169sx/4170dx	B46-2138		
730i - 740i - 750i incl. autoliv.	3.95-9.01	20 49 140				VE3-4169sx/4170dx		VE3-4169sx/4170dx			
<b>Serie 7 E65 Berlina</b>											
735i - 740i - 745i - 750i - 730d escl. sosp. pneumatica	11.01>	10 20 006 01 22									
740d - 745d escl. sosp.pneum.	10.02>	10 20 006 03 22									
735i - 740i - 740Li - 745i - 745Li											
750i - 750Li - 730d con sosp. pneum.	10.02>	10 20 006 05 20									
740d - 745d - 760i - 760Li con sosp. pneumatica	10.02>	10 20 006 04 20									
<b>Serie 8 E31 Berlina</b>											
850 - 850i	90>	20 22 140				PE3-B009	BE5-A809				
<b>Z1 (Z/B)</b>											
2.5	6.88-6.91	20 20 140									
<b>Z3 Cabrio (E37 R/C)</b>											
1.8 - 1.9 - 2.0 amm. ant. bitubo	>3.03	20 65 140		20 44 320		V36-4009sx/4010dx	BE3-2386	V36-4009sx/4010dx	BE3-2386		
1.8 - 1.9 - 2.0 amm. ant. monotubo	>3.03	20 65 140		20 44 320		VE3-4402sx/4403dx	BE3-2386	VE3-4402sx/4403dx	BE3-2386		
2.2 - 2.8 - 3.0 amm. ant. bitubo	>3.03	20 62 140		20 44 320		V36-4009sx/4010dx	BE3-2386	V36-4009sx/4010dx	BE3-2386		
2.2 - 2.8 - 3.0 amm. ant. monotubo	>3.03	20 62 140		20 44 320		VE3-4402sx/4403dx	BE3-2386	VE3-4402sx/4403dx	BE3-2386		
M-Roadster 3.2	>3.03	20 60 240				VE3-4393sx/4394dx	BE5-2718	VE3-4404sx/4405dx	BE5-2730		
<b>Z3 Coupé (E37 R/C)</b>											
2.8i - 3.0i amm. ant. bitubo	>3.03	20 68 140		20 44 320		V36 4009sx/4010dx	BE3-2817	V36 4009sx/4010dx	BE3-2817		
2.8i - 3.0i amm. ant. monotubo	>3.03	20 68 140		20 44 320		VE3 4402sx/4403dx	BE3-2817	VE3 4402sx/4403dx	BE3-2817		
M 3.2	>3.03	20 60 240				VE3 4393sx/4394dx	BE5-2718	VE3 4404sx/4405dx	BE5-2730		
<b>Z4 Roadster (Z85)</b>											
2.0i 4 cil.	4.05>	10 20 010 03 22				VN7-A488sx/A489dx	BE3-A490	VN7-A491sx/A492dx	BE3-A493	GM5-A473	
2.2i - 2.5i - 2.5si - 3.0i - 3.0si	2.03>	10 20 010 01 22				VN7-A488sx/A489dx	BE3-A490	VN7-A491sx/A492dx	BE3-A493	GM5-A473	
3.3 M-Roadster	11.06>	10 20 010 04 22									
<b>Z4 Coupé (Z85)</b>											
3.0si	3.06>	10 20 010 05 22				VN7-A488sx/A489dx	BE3-A490	VN7-A491sx/A492dx	BE3-A493	GM5-A473	
3.3 M-Coupé	11.06>	10 20 010 04 22									

Marca e Modello	anno costruzione	Pro-Kit fino a ca. -30 mm*	Eibach Sportline fino a ca. -50 mm	Barre antirollio	Bilstein Sport (B6) per assetti standard		Bilstein Sprint (B8) per assetti ribassati fino a 50 mm		PSS (B14) reg. in altezza	Kit Bilstein		
					Anteriore	Posteriore	Anteriore	Posteriore		PSS9 (B16) ...e taratura	PSS 10 reg. in altezza e taratura	B16 Ride Control
<b>BMW X3</b>												
2.0i - 2.5i - 2.5si - 3.0i - 3.0si												
2.0d - 3.0d - 3.0sd escl. sosp. pneum.	1.04>	10 20 009 04 22		40 20 009 04 11	VE3-B456sx/B457dx	BE5-B458						
<b>BMW X5</b>												
3.0i escl. sosp. pneum.	5.01>	10 20 009 01 22		40 20 009 01 11	VE3-A742sx/A743dx	BE5-A744	VE3-A742sx/A743dx	BE5-A744				
3.0i incl. sosp. pneum.	5.01>	10 20 009 06 20		40 20 009 01 11	VE3-A742sx/A743dx		VE3-A742sx/A743dx					
3.0d escl. sosp. pneum.	5.01>	10 20 009 02 22		40 20 009 01 11	VE3-A742sx/A743dx	BE5-A744	VE3-A742sx/A743dx	BE5-A744				
3.0d - 4.4i - 4.6si incl. sosp. pneum.	5.01>	10 20 009 03 20		40 20 009 01 11	VE3-A742sx/A743dx		VE3-A742sx/A743dx					
4.4i - 4.6si escl. sosp. pneum.	5.01>	10 20 009 02 22		40 20 009 01 11	VE3-A742sx/A743dx	BE5-A744	VE3-A742sx/A743dx	BE5-A744				
<b>CHRYSLER</b>												
<b>Neon</b>												
tutti modelli	3.95-11.99	28 15 140										
tutti modelli	12.99>	28 38 140										
<b>300M</b>												
tutti modelli	98>	10 28 001 01 22										
<b>300C incl. Touring (2WD)</b>												
2.7 - 3.5 escl. Nivomat	9.04>	10 28 011 01 22										
5.7 - Diesel escl. Nivomat	9.04>	10 28 011 02 22										
2.7 - 3.5- 5.7 - Diesel con Nivomat	9.04>	10 28 011 03 22 ©										
©= attenzione il Kit contiene 2 ammortizzatori post. per eliminare il Nivomat.												
<b>PT Cruiser incl. Cabrio</b>												
1.6 - 2.0 - 2.4 - 2.2CRD	6.00>	10 28 002 02 22			VE3-A780	BE3-A781	VE3-A782	BE3-A783	HE5-8718			
<b>Crossfire</b>												
3.2	10.03>	10 28 009 01 22			BE3-A998	BE3-A999	BE3-A998	BE3-B001	HE5-B953	GM5-B954		
<b>Stratus</b>												
Berlina tutti modelli	2000>	28 17 140 ©										
Cabrio tutti modelli	99>	28 16 140 ©										
©= solo su richiesta												
<b>Voyager I (ES) 2WD</b>												
2.5i - 3.0i - 3.3i - 2.5 TD	8.84-9.95						B46-1522					
<b>Voyager II (GS) 2WD</b>												
2.0i - 2.4i (escl. 3.3i - 3.8i - 2.5 TD)	1.95-3.01	28 47 140										
<b>Voyager III (RG) 2WD</b>												
2.4 Benzina escl. autoliv.	2.00>	10 28 006 01 22										
3.3 - 3.8 - 2.5CRD - 2.8CRD escl. autoliv.	2.00>	10 28 006 02 22										
<b>Wrangler</b>												
Modelli con sospensione a balestre	86-96				B46-1309	B46-1310						
Modelli con sospensione a molle elicoidali	8.96>				BE5-2442	BE5-2443						

Marca e Modello	anno costruzione	Pro-Kit fino a ca. -30 mm*	Eibach Sportline fino a ca. -50 mm	Barre antirollio	Bilstein Sport (B6) per assetti standard		Bilstein Sprint (B8) per assetti ribassati fino a 50 mm		Kit Bilstein		
					Anteriore	Posteriore	Anteriore	Posteriore	PSS (B14) reg. in altezza	PSS9 (B16) ...e taratura	PSS 10 reg. in altezza e taratura
<b>Cherokee</b>											
tutti modelli tipo 70 escl. autolivellante	1.84-12.91				B46-1045	B46-1046					
tutti modelli tipo 70 escl. autolivellante	1.92-8.01				B46-1798	B46-1046					
2.4 - 3.7V6 - 2.5CRD - 2.8CRD (mod. KJ)	7.01>	10 28 005 01 22									
<b>Grand Cherokee</b>											
tutti modelli (escl. autoliv.)	1.92-3.99				B46-1798	B46-1799					
tutti modelli (escl. autoliv.) escl. 3.1 Diesel	4.99-6.05	28 37 540			BE5-6102	BE5-6103					
3.1 Diesel (escl. autoliv.)	4.99-6.05				BE5-6102	BE5-6103					
<b>Grand Cherokee (WH)</b>											
4.7V6 - 5.7V8 - 3.0CRD	6.05>	10 28 010 01 22			BE5-D272	BE5-D273					
<b>Commander (WH)</b>											
4.7V6 - 5.7V8 - 3.0CRD	4.06>	10 28 010 01 22			BE5-D272	BE5-D273					
<b>CITROËN</b>											
<b>AX (ZA)</b>											
tutti mod. escl. modelli Diesel e 4x4	88>	22 01 120			P30-0351	B46-1276					
<b>Saxo (S0/S1)</b>											
tutti modelli	96>	22 04 120	20 22 002 01 20		P30-3060	B46-1276	P30-3059M0	B46-1276			
<b>C1</b>											
1.0 - 1.4HDI	6.05>	10 22 008 01 22									
<b>C2</b>											
1.1 - 1.4 - 1.6 16V - 1.4HDI escl. VTR - VTS	9.03>	10 22 003 01 22	20 22 003 01 22								
VTR - VTS	9.03>	20 22 003 01 22									
<b>C3</b>											
1.1 - 1.4 - 1.6 16V - 1.4HDI incl. Pluriel	2.02>	10 22 003 01 22	20 22 003 01 22								
<b>C4 (L) incl. Coupé escl. VTS</b>											
1.4 16V - 1.6 16V con cambio manuale	10.04>	10 22 007 01 22									
1.6 16V con c. autom. - 2.0 16V	10.04>	10 22 007 02 22									
1.6 HDI 90 - 1.6 HDI 110 FAP - 2.0 HDI 135 FAP	10.04>	10 22 007 02 22									
<b>ZX (N2)</b>											
1.4 - 1.6 - 1.8 16V - 1.9 - 2.0 16V fino al telaio 5683	9.91-3.92	22 02 120			V36-4004sx/4005dx	B46-1624 ©					
1.4 - 1.6 - 1.8 - 1.9D/TD - 2.0 16V dal telaio 5684	4.92-95	22 02 120			V36-4021sx/4022dx	B46-1624 ©					
					©= escl. modelli Break - SW						
<b>Xsara (N1)</b>											
tutti modelli escl. Picasso	97>	22 05 120			VE3-4646sx/4647dx	BE3-6060 ©					
Picasso Benzina	2.00>	10 22 001 01 20									
Picasso Diesel	2.00>	10 22 001 02 20									
					©= escl. modelli Break - SW						
<b>Evasion (46U)</b>											
tutti modelli Benzina	94-10.01	22 03 140									

Marca e Modello	anno costruzione	Pro-Kit fino a ca. -30 mm*	Eibach Sportline fino a ca. -50 mm	Barre antirollio	Bilstein Sport (B6) per assetti standard		Bilstein Sprint (B8) per assetti ribassati fino a 50 mm		Kit Bilstein			
					Anteriore	Posteriore	Anteriore	Posteriore	PSS (B14) reg. in altezza	PSS9 (B16) ...e taratura	PSS 10 reg. in altezza e taratura	B16 Ride Control
<b>C8</b>												
2.0 - 3.0V6 - 2.0JTD - 2.2JTD	11.01>	10 70 005 01 22										
<b>Berlingo (MF)</b>												
tutti modelli	12.97-2.03	22 06 120										
Facelift 1.4 -1.6 -1.9D -2.0HDI	3.03>	10 22 005 01 20										
<b>Jumpy (U6U)</b>												
1.6 - 2.0 - 2.0i 16V - 1.9D - 1.9TD - 2.0HDI	10.95>	22 03 140										
<b>Jumper</b>												
tutti modelli	95>						B46-1509 ©					
							©= taratura rinforzata					
<b>CHEVROLET / DAEWOO</b>												
<b>Nexia (KLETN)</b>												
75 cv	3.95-6.97	23 01 240				P36-0142	B36-0486	P36-0311	B46-1393			
90 cv	3.95-6.97	23 01 140				P36-0142	B36-0486	P36-0311	B46-1393			
<b>Espero (KLEJ)</b>												
tutti modelli	98>	23 02 140				P36-0142	B36-0486	P36-0311	B46-1393			
<b>Lanos (KLAT)</b>												
tutti modelli	6.97>	23 03 140				P36-0142	B36-0486	P36-0311	B46-1393			
<b>Laceti (KLAN)</b>												
1.4 - 1.6 - 1.8	02.04>	10 23 003 01 22										
<b>Nubira</b>												
tutti mod. KLAJ incl. SW	5.97-9.03	23 04 140										
1.6 - 1.8 mod. KLAV escl. SW	10.03>	10 23 002 01 22										
SW 1.6 - 1.8 mod. KLAN	11.04>	10 23 002 02 22										
<b>Matiz (KLYA)</b>												
tutti modelli	98>	23 06 140										
<b>Leganza (KLAV)</b>												
tutti modelli	97>	23 07 140										
<b>Captiva (KLAC)</b>												
2.4 - 3.2 - 2.0 VCDi	7.06>	10 23 006 01 22										
<b>DACIA</b>												
<b>Logan (SD)</b>												
1.4 - 1.6 - 1.5dCi	9.04>	10 26 001 01 22										

DAIHATSU

DODGE

FIAT

Marca e Modello	anno costruzione	Pro-Kit fino a ca. -30 mm*	Eibach Sportline fino a ca. -50 mm	Barre antirollio	Bilstein Sport (B6) per assetti standard		Bilstein Sprint (B8) per assetti ribassati fino a 50 mm		Kit Bilstein		
					Anteriore	Posteriore	Anteriore	Posteriore	PSS (B14) reg. in altezza	PSS9 (B16) ...e taratura	PSS 10 reg. in altezza e taratura
<b>DAIHATSU</b>											
CuoreVI (L7)											
0.8	10.98-4.03	24 05 140									
CuoreVII (L2)											
1.0	5.03>	10 24 007 01 22									
Materia (M4)											
1.3 - 1.5	1.07>	10 24 010 01 22									
Trevis (L65)											
1.0	8.06>	10 24 009 01 22									
Feroza											
tutti modelli con balestre	6.88-12.93					B46-1444	B46-1445				
Rocky/Wildcat/Fourtrack											
Tipo F70 - 75 - 80 - 85	1.84>					B46-1102	B46-1102				
<b>DODGE</b>											
Caliber (PK)											
1.8 - 2.0	6.06>	10 27 001 01 22									
<b>FIAT</b>											
Panda (169) escl. 4x4											
1.1 - 1.2 - 1.4 - 1.3JTD	8.03>	10 30 007 01 22									
Cinquecento											
tutti modelli escl. Sporting	10.92-2.98	30 11 140				VE3-4386	BE3-2704				
Sporting	10.92-2.98	30 11 140				VE3-4386	BE3-2704				
Seicento (170)											
tutti modelli escl. Sporting	3.98>	30 29 140				VE3-4386	BE3-2704				
Sporting	3.98>	30 29 140				VE3-4386	BE3-2704				
Uno (146A)											
tutti modelli incl. Turbo escl. Fire e mod. Diesel	83-8.93	30 02 140									
tutti modelli Diesel	83-8.93	30 02 240									
Punto (176)											
tutti modelli escl. TD e GT	9.93-6.99	30 13 240		30 13 320		VN7-4255	BE5-2466	VN7-4256	BE5-2467		
tutti modelli incl. GT escl. TD	9.93-6.99	30 26 140 ©		30 13 320		VN7-4255	BE5-2466	VN7-4256	BE5-2467		
TD	9.93-6.99	30 13 140		30 13 320		VN7-4255	BE5-2466	VN7-4256	BE5-2467		
©= molle per ulteriore abbassamento											
Nuova Punto (188)											
1.2 - 1.4 - 1.3JTD incl. Facelift	6.99-9.05	30 32 140	20 30 001 01 22			VE3-4650	BE3-6064	VE3-4654	BE3-6064		
1.8 - 1.9JTD incl. Facelift escl. 1.3JTD	6.99-9.05	30 33 140	20 30 001 01 22			VE3-4650	BE3-6064	VE3-4654	BE3-6064		

Marca e Modello	anno costruzione	Pro-Kit fino a ca. -30 mm*	Eibach Sportline fino a ca. -50 mm	Barre antirollio	Bilstein Sport (B6) per assetti standard		Bilstein Sprint (B8) per assetti ribassati fino a 50 mm		Kit Bilstein		
					Anteriore	Posteriore	Anteriore	Posteriore	PSS (B14) reg. in altezza	PSS9 (B16) ...e taratura	PSS 10 reg. in altezza e taratura
<b>Grande Punto</b>											
1.2 - 1.4	10.05>	10 30 010 01 22	20 30 010 01 22			VE3-E020sx/E021dx	BE5-E022	VE3-E023sx/E024dx	BE5-E025		
1.3JTD - 1.9JTD	10.05>	10 30 010 02 22	20 30 010 02 22			VE3-E020sx/E021dx	BE5-E022	VE3-E023sx/E024dx	BE5-E025		
<b>Idea (350)</b>											
1.4 16V - 1.3JTD - 1.9JTD	2.04>	10 30 008 01 22									
<b>Tipo (160)</b>											
1.1 - 1.4ie - 1.6ie	7.88-8.95					V36-4003	B46-1571	V36-4039	B46-1800		
1.8ie incl. cond.	90-8.95>	30 08 140				V36-4003	B46-1571	V36-4039	B46-1800		
2.0ie - 1.9TDI escl. cond.	90-8.95>	30 08 140				V36-4003	B46-1571	V36-4039	B46-1800		
2.0ie 16V - 1.9TDI incl. cond.	1.89-8.95	30 07 140				V36-4003	B46-1571	V36-4039	B46-1800		
<b>Tempra Berlina (159)</b>											
1.4 - 1.6ie - 2.0ie escl. 4WD	90-8.96	30 08 140				V36-4003	B46-1571	V36-4039	B46-1800		
1.9TD escl. 4WD	8.91-8.96					V36-4003	B46-1571	V36-4039	B46-1800		
<b>Tempra SW (159)</b>											
1.6ie - 2.0ie escl. 4WD	5.91-8.96					V36-4003	B46-1571	V36-4039	B46-1800		
1.9TD escl. 4WD	8.91-8.96					V36-4003	B46-1571	V36-4039	B46-1800		
2.0ie 4WD	6.92-8.96					V36-4003	B46-1571	V36-4039	B46-1800		
<b>Bravo/Brava (182)</b>											
80 1.2 16V	1.99-10.01	30 34 140		10 13 320		VN3-4185	B46-1571	VN3-4198	B46-1800		
100 16V - 115 16V 1.4 - 1.6 - 1.8	9.95-10.01	30 16 140		10 13 320		VN3-4185	B46-1571	VN3-4198	B46-1800		
75TD - 100 TD - 105TD/JTD	9.95-10.01	30 17 140		10 13 320		VN3-4185	B46-1571	VN3-4198	B46-1800		
155 HGT escl. Sport Pack	9.95-10.01	30 17 140		10 13 320		VN3-4301	B46-1571	VN3-4302	B46-1800		
155 HGT Sport Pack (ass. sport)	9.95-10.01	30 17 140		10 13 320				V36-4038	B46-1800		
<b>Bravo</b>											
1.4 - 1.6 MJT - 1.9 MJTD 8V (120CV)	3.07>	10 30 012 01 22				VN3-5219	BE5-6791	VN3-5220	BE5-6792		
1.9 MJTD 16V (150 CV)	3.07>	10 30 012 02 22				VE3-B991M0	BE5-6791	VE3-B991M0	BE5-6792		
<b>Stilo Berlina (192)</b>											
1.2 - 1.4 - 1.6 - 1.8 - 1.9D - 1.9JTD 80 CV	10.01>	10 30 001 01 22		20 30 001 02 22		VN3-5219	BE5-6791	VN3-5220	BE5-6792		
1.9JTD 115/120 CV	10.01>	10 30 001 02 22		20 30 001 03 22		VN3-5219	BE5-6791	VN3-5220	BE5-6792		
2.4 20V - 1.9JTD 140/150 CV	10.01>	10 30 001 02 22		20 30 001 03 22		VE3-B991M0	BE5-6791	VE3-B991M0	BE5-6792		
<b>Stilo SW (192)</b>											
1.4 - 1.6 - 1.8 - 1.9D - 1.9JTD 80 CV	2.03>	10 30 001 04 22				VN3-5219	BE5-A266	VN3-5220	BE5-A267		
1.9JTD 115/120 CV	2.03>	10 30 001 05 22				VN3-5219	BE5-A266	VN3-5220	BE5-A267		
2.4 20V - 1.9JTD 140/150 CV	2.03>	10 30 001 05 22				VE3-B991M0	BE5-A266	VE3-B991M0	BE5-A267		
<b>Marea Berlina (185)</b>											
1.6 - 1.8	96>	30 24 140					B46-1571		B46-1800		
2.0cc escl.20V	96>	30 22 140					B46-1571		B46-1800		
1.9 TD - 1.9JTD	96>	30 24 140					B46-1571		B46-1800		

Marca e Modello	anno costruzione	Pro-Kit fino a ca. -30 mm*	Eibach Sportline fino a ca. -50 mm	Barre antirollio	Bilstein Sport (B6) per assetti standard		Bilstein Sprint (B8) per assetti ribassati fino a 50 mm		Kit Bilstein		
					Anteriore	Posteriore	Anteriore	Posteriore	PSS (B14) reg. in altezza	PSS9 (B16) ...e taratura	PSS 10 reg. in altezza e taratura
<b>Marea SW (185)</b>											
1.6 - 1.8	96>	30 23 140				B46-1571		B46-1800			
2.0cc escl.20V	96>	30 21 140				B46-1571		B46-1800			
1.9TD - 1.9JTD	96>	30 23 140				B46-1571		B46-1800			
<b>Croma (194)</b>											
2.2i - 1.9JTD	6.05>	10 30 009 01 22									
2.4JTD	6.05>	10 30 009 02 22									
<b>Coupé (175)</b>											
16V e 20 V escl. Turbo	94>	30 14 240		10 13 320		VN3-4139	B46-2168				
16V Turbo	94>	30 14 140		10 13 320		VN3-4140	B46-2168				
20V Turbo	94>	30 14 240		10 13 320		VN3-4140	B46-2168				
<b>Barchetta (183)</b>											
tutti modelli	9.95>	30 18 240		30 13 320			BE5-2466	VN7-4276	BE5-2467		
<b>Palio</b>											
Weekend 75	10.97>	30 28 140									
<b>Multipla (186) incl. mod. 2004</b>											
tutti modelli Benzina escl. Bi Power e Blu Power	11.98>	30 30 140									
<b>Ulysse</b>											
tutti modelli escl. TD (220)	6.94-08.02	30 15 140									
2.0-3.0V6-2.0JTD-2.2JTD (179)	9.02>	10 70 005 01 22									
<b>Scudo (220)</b>											
TD - JTD	6.94>	30 15 140									
<b>Ducato</b>											
tutti modelli	3.94-4.02						B46-1509 ©				
							©= taratura rinforzata				
<b>FORD</b>											
<b>KA (RBT)</b>											
1.0 - 1.3	10.96-8.98	35 73 140				VN7-4332	BE5-2641 ©+#	VN7-4355	BE5-2641 ©+#		
1.0 - 1.3	10.98-3.00	35 73 140				VN7-4332	BE5-6095 ®+#	VN7-4355	BE5-6095 ®+#		
1.0 - 1.3	4.00>	10 35 003 01 22				VN7-4332	BE5-6095 #	VN7-4355	BE5-6095 #		
							©= attacco inferiore a forcella ®= attacco inferiore ad occhio #= posiz. seeger in alto				
<b>StreetKa (RL2)</b>											
1.6	3.03>	10 35 003 01 22									
<b>Fiesta I - II</b>											
tutti modelli	5.76-11.89					V36-4128	B46-0775				

Marca e Modello	anno costruzione	Pro-Kit fino a ca. -30 mm*	Eibach Sportline fino a ca. -50 mm	Barre antirollio	Bilstein Sport (B6) per assetti standard		Bilstein Sprint (B8) per assetti ribassati fino a 50 mm		PSS (B14) reg. in altezza	Kit Bilstein		
					Anteriore	Posteriore	Anteriore	Posteriore		PSS9 (B16) ...e taratura	PSS 10 reg. in altezza e taratura	B16 Ride Control
<b>Fiesta III (GFJ)</b>												
tutti modelli escl. 16V - Diesel - XR2i	1.89-1.94	35 27 140				V36-0376	B46-1532	V36-0377	B46-1532			
16V - Diesel - XR2i	1.89-1.94					V36-0376	B46-1532	V36-0377	B46-1532			
tutti modelli escl. 16V - Diesel - XR2i	2.94-12.95	35 53 140				VE3-4200	BE5-2362	VE3-4201	B46-1532			
16V - Diesel - XR2i	2.94-12.95					VE3-4200	BE5-2362	VE3-4201	B46-1532			
<b>Fiesta IV (JA - JB)</b>												
tutti modelli escl. Diesel	8.95-9.98	35 69 140				VN7-4331	BE5-2641 ©+#	VN7-4333	BE5-2641 ©+#			
tutti modelli escl. Diesel	10.98-12.99	35 69 140				VN7-4331	BE5-6095 *+#	VN7-4333	BE5-6095 *+#			
tutti modelli JB escl. Diesel	1.00-1.02	35 95 140				VN7-4331	BE5-6095 #	VN7-4333	BE5-6095 #			
©= attacco inferiore a forcella * = attacco inferiore ad occhio # = posiz. seeger in basso												
<b>Fiesta V (JH)</b>												
1.25 - 1.3 - 1.4 16V - 1.6 16V	11.01>	10 35 010 01 22				VE3-A354sx/A355dx	BE3-A356	VE3-A357sx/A358dx	BE3-A359			
1.4 TDCi - 1.6 TDCi - 2.0 ST 150	11.01>	10 35 010 02 22				VE3-A354sx/A355dx	BE3-A356	VE3-A357sx/A358dx	BE3-A359			
<b>Fusion (JU2)</b>												
1.25 - 1.4 - 1.6	3.03>	10 35 013 01 22				VE3-A438sx/A439dx	BE3-A440					
1.4 TDCi	3.03>	10 35 013 02 22				VE3-A438sx/A439dx	BE3-A440					
1.6 TDCi	3.03>					VE3-A438sx/A439dx	BE3-A440					
<b>Escort Berlina III (GAA)</b>												
1.1 - 1.3 - 1.6 - 1.6i - RS 1600i - 1.6 RS Turbo - 1.6 D	9.80-7.86	35 01 140				V36-0374	V36-0375					
1.6 XR3i	10.82-12.85					V36-0374	V36-0375					
<b>Escort SW III (AWA)</b>												
1.1 - 1.3 - 1.6 - 1.6 D	9.80-12.85					V36-0374	V36-0375					
<b>Escort Berlina IV (GAF - AWF - ABFT)</b>												
1.1 - 1.3 - 1.6 - 1.6i - 1.6 RS Turbo - 1.6 D - 1.8 D	10.85-10.90	35 01 140				V36-0374	V36-0375					
1.6 XR3i	1.86-8.89					V36-0374	V36-0375					
<b>Escort SW IV (AWF - AVF)</b>												
1.1 - 1.3 - 1.4 - 1.6i - 1.6 D - 1.8 D	10.85-10.90					V36-0374	V36-0375					
<b>Escort Cabrio IV (ALF)</b>												
1.4 - 1.6i - 1.6 XR3i	1.86-7.90	35 01 140				V36-0374	V36-0375					
<b>Escort Berlina V (GAL)</b>												
1.3 - 1.4	7.90-12.92	35 28 140				V36-0398	B46-1577	V36-4028	B46-1753			
1.6 - 1.8 16V	7.90-12.92	35 35 140				V36-0398	B46-1577	V36-4028	B46-1753			
<b>Escort SW V (GAL - AVL)</b>												
1.3 - 1.4 - 1.6	7.90-12.92	35 33 140				V36-0398	B36-1637					
1.8 16V - 1.8D	7.90-12.92	35 36 140				V36-0398	B36-1637					
<b>Escort Cabrio V (ALL)</b>												
1.4i - 1.6i	7.90-12.92	35 35 140				V36-0398	B46-1577	V36-4028	B46-1753			
1.8 16V	7.90-12.92	35 41 140				V36-0398	B46-1577	V36-4028	B46-1753			

Marca e Modello	anno costruzione	Pro-Kit fino a ca. -30 mm*	Eibach Sportline fino a ca. -50 mm	Barre antirollio	Bilstein Sport (B6) per assetti standard		Bilstein Sprint (B8) per assetti ribassati fino a 50 mm		PSS (B14) reg. in altezza	Kit Bilstein		
					Anteriore	Posteriore	Anteriore	Posteriore		PSS9 (B16) ...e taratura	PSS 10 reg. in altezza e taratura	B16 Ride Control
<b>Escort Berlina VI (2WD) (GAL)</b>												
1.3 - 1.4	9.92-1.95	35 28 140				V36-0398	B46-1577	V36-4028	B46-1753			
1.6 16V - 1.8 16V - 1.8 XR3i 16V	9.92-1.95	35 35 140				V36-0398	B46-1577	V36-4028	B46-1753			
RS2000	9.92-1.95	35 37 140				V36-0398	B46-1577	V36-4028	B46-1753			
<b>Escort Berlina VI (GAL)</b>												
RS Cosworth	9.92-1.95	35 39 140				V36-4129	B36-2060					
<b>Escort SW VI 2WD (GAL)</b>												
1.3 - 1.4i	9.92-1.95	35 36 140				V36-0398	B36-1637					
1.6i 16V - 1.8i 16V - 1.8 16V XR3i - 1.8 D - 1.8 TD	9.92-1.95	35 42 140				V36-0398	B36-1637					
<b>Escort Cabrio VI (ALL)</b>												
1.4 - 1.4i	12.92-1.95	35 35 140				V36-0398	B46-1577	V36-4028	B46-1753			
1.6i 16V - 1.6 16V XR3i - 1.8 16V XR3i	12.92-1.95	35 41 140				V36-0398	B46-1577	V36-4028	B46-1753			
<b>Escort Berlina VII (GAL - AAL - ABL)</b>												
1.3 - 1.4 - 1.6 16V - 1.8 18V	2.95-9.98	35 62 140				VN7-4354	BE5-2660	VN7-4382	BE5-2689			
1.8 D - 1.8 Turbo D - 1.8 TD	2.95-9.98	35 63 140				VN7-4354	BE5-2660	VN7-4382	BE5-2689			
<b>Escort SW VII (GAL - ANL)</b>												
1.3 - 1.4 - 1.6 16V - 1.6i 16V - 1.8 16V	1.95-9.99	35 64 140				VN7-4354	BE5-2661	VN7-4382	BE5-2690			
1.8 D - 1.8 Turbo D - 1.8 TD	1.95-9.99	35 65 140				VN7-4354	BE5-2661	VN7-4382	BE5-2690			
<b>Escort Cabrio VII (ALL)</b>												
1.4 - 1.6i 16V XR3i - 1.8 16V XR3i	2.95-8.00	35 62 140				VN7-4354	BE5-2660	VN7-4382	BE5-2689			
1.8 D - 1.8 Turbo D	2.95-8.00					VN7-4354	BE5-2660	VN7-4382	BE5-2689			
<b>Orion I (AFD)</b>												
1.3 - 1.6 - 1.6i	7.83-3.86	35 01 140				V36-0374	V36-0375					
1.6 D	7.83-3.86					V36-0374	V36-0375					
<b>Orion II (AFF)</b>												
1.3 - 1.4 - 1.6 - 1.6i	12.85-7.90	35 01 140				V36-0374	V36-0375					
1.6 D - 1.8 D	12.85-7.90					V36-0374	V36-0375					
<b>Orion III (GAL)</b>												
1.3 - 1.4 - 1.6 - 1.6i - 1.6i 16V - 1.8i 16V	7.90-12.93	35 35 140				V36-0398	B46-1577	V36-4028	B46-1753			
1.8 D - 1.8 TD	7.90-12.93					V36-0398	B46-1577	V36-4028	B46-1753			
<b>Focus Berlina (DAW - DBW - DFW)</b>												
1.4 - 1.6	10.98-11.04	35 87 140		40 35 001 01 11		VE3-5139sx/5140dx	BE5-6665	VE3-5141sx/5142dx	BE5-6666	HE5-8729	GM5-8046	
1.8 - 2.0	10.98-11.04	35 88 140		40 35 001 01 11		VE3-5139sx/5140dx	BE5-6665	VE3-5141sx/5142dx	BE5-6666	HE5-8729	GM5-8046	
1.8TD - 1.8TDCi - 2.0TDCi	10.98-11.04	35 92 140		40 35 001 01 11		VE3-5139sx/5140dx	BE5-6665	VE3-5141sx/5142dx	BE5-6666	HE5-8729	GM5-8046	
ST 170	5.02-11.04	35 88 140		40 35 001 01 11		VE3-5139sx/5140dx	BE5-6665	VE3-5141sx/5142dx	BE5-6666	HE5-8729	GM5-8046	
<b>Focus SW (DNW)</b>												
1.4 - 1.6	10.98-2.05	35 90 140		40 35 001 01 11		VE3-5139sx/5140dx	BE5-6667	VE3-5141sx/5142dx	BE5-6668	HE5-C542	GM5-8045	
1.8 - 2.0 - ST 170	10.98-2.05	35 91 140		40 35 001 01 11		VE3-5139sx/5140dx	BE5-6667	VE3-5141sx/5142dx	BE5-6668	HE5-C542	GM5-8045	
1.8TD - 1.8TDCi - 2.0TDCi	10.98-2.05	35 93 140		40 35 001 01 11		VE3-5139sx/5140dx	BE5-6667	VE3-5141sx/5142dx	BE5-6668	HE5-C542	GM5-8045	

Marca e Modello	anno costruzione	Pro-Kit fino a ca. -30 mm*	Eibach Sportline fino a ca. -50 mm	Barre antirollio	Bilstein Sport (B6) per assetti standard		Bilstein Sprint (B8) per assetti ribassati fino a 50 mm		PSS (B14)	Kit Bilstein		
					Anteriore	Posteriore	Anteriore	Posteriore	reg. in altezza	PSS9 (B16) ...e taratura	PSS 10 reg. in altezza e taratura	B16 Ride Control
<b>Focus Berlina (DA3)</b>												
1.4 - 1.6 - 1.6Ti - 2.0	11.04>	10 35 016 01 22			VE3-B073sx/B074dx	BE5-B382	VE3-B076sx/B077dx	BE5-B383	HE5-C122	GM5-C126		
1.6TDCi - 1.8TDCi - 2.0TDCi	11.04>	10 35 016 02 22			VE3-B073sx/B074dx	BE5-B382	VE3-B076sx/B077dx	BE5-B383	HE5-C122	GM5-C126		
2.5 ST	1.06>	10 35 016 05 22			VE3-B073sx/B074dx	BE5-B382	VE3-B076sx/B077dx	BE5-B383	HE5-C122	GM5-C126		
<b>Focus SW (DA3)</b>												
1.4 - 1.6 - 1.6Ti - 2.0	2.05>	10 35 016 03 22			VE3-B073sx/B074dx	BE5-C450	VE3-B076sx/B077dx	BE5-C451				
1.6TDCi - 1.8TDCi - 2.0TDCi	2.05>	10 35 016 04 22			VE3-B073sx/B074dx	BE5-C450	VE3-B076sx/B077dx	BE5-C451				
<b>Focus C-Max</b>												
1.6 - 1.8 - 2.0	10.03>	10 35 014 01 22			VE3-B073sx/B074dx	BE5-B075						
1.6TDCi - 1.8TDCi - 2.0TDCi	10.03>	10 35 014 02 22			VE3-B073sx/B074dx	BE5-B075						
<b>Sierra Berlina (GBC - GBG)</b>												
1.3	4.84-12.86				V36-4040	B46-1806	V36-4041	B46-1807				
1.6 - 1.8 - 2.0 - 2.0i - 2.3	4.84-12.86	35 03 140			V36-4040	B46-1806	V36-4041	B46-1807				
2.8 XR4i - 2.3 D	4.84-12.86				V36-4040	B46-1806	V36-4041	B46-1807				
2.8 XR 4x4 - 2.8i XR 4x4	4.84-12.86				V36-4129	B36-2060						
<b>Sierra SW (BNC)</b>												
tutti modelli 2WD	4.84-12.86				V36-4040							
tutti modelli 4WD	4.84-12.86				V36-4129							
<b>Sierra Berlina (GBC - GBG - GB4)</b>												
1.6 - 1.6i - 1.8 - 2.0 - 2.0i	1.87-2.93	35 03 140			V36-4040	B46-1806	V36-4041	B46-1807				
2.9i - 1.8 TD - 2.3 D	1.87-2.93				V36-4040	B46-1806	V36-4041	B46-1807				
2.8i XR 4x4 - 2.9i XR 4x4	1.87-2.93				V36-4129	B36-2060						
2.0 RS Cosworth 2WD (2 Volumi)	1.87-2.93	35 03 240			V36-4130	B36-2060						
2.0 RS Cosworth 2WD (3 Volumi)	1.87-2.93	35 03 140			V36-4130	B36-2060						
2.0 RS Cosworth 4WD	1.87-2.93	35 39 140			V36-4129	B36-2060						
<b>Sierra SW (BNG)</b>												
tutti modelli 2WD	1.87-2.93				V36-4040							
tutti modelli 4WD	1.87-2.93				V36-4129							
<b>Mondeo Berlina I (GBP)</b>												
2.5i 24V - 1.8 TD escl. sosp. elettonica	6.93-8.96	35 67 140										
<b>Mondeo SW I (BNP)</b>												
2.5i 24V - 1.8 TD escl. sosp. elettonica	6.93-8.96	35 68 140										
<b>Mondeo Berlina II (BAP - BFP)</b>												
1.6 - 1.8 - 2.0 escl. sosp. elettonica	9.96-11.00	35 75 140										
2.5 24V - 1.8 TD escl. sosp. elettonica	9.96-11.00	35 76 140										
<b>Mondeo SW II (BNP)</b>												
1.6 - 1.8 - 2.0 escl. sosp. elettonica	9.96-11.00	35 77 140										
2.5 24V - 1.8 TD escl. sosp. elettonica	9.96-11.00	35 78 140										

Marca e Modello	anno costruzione	Pro-Kit fino a ca. -30 mm*	Eibach Sportline fino a ca. -50 mm	Barre antirollio	Bilstein Sport (B6) per assetti standard		Bilstein Sprint (B8) per assetti ribassati fino a 50 mm		Kit Bilstein			
					Anteriore	Posteriore	Anteriore	Posteriore	PSS (B14) reg. in altezza	PSS9 (B16) ...e taratura	PSS 10 reg. in altezza e taratura	B16 Ride Control
<b>Mondeo Berlina III (B4Y - B5Y)</b>												
1.8 16V - 1.8 SCI - 2.0 16V escl. sosp. elettronica	10.00>	10 35 004 01 22			VE3-5148							
2.5 V6 24V - 3.0 V6 24V - 2.0 16V DI - TDDi - TDCi												
2.0 TDCi - 2.2 TDCi escl. sosp. elettronica	10.00>	10 35 004 02 22			VE3-5148							
<b>Mondeo SW III (BWY)</b>												
1.8 16V - 1.8 SCI - 2.0 16V escl. sosp. elettronica	10.00>	10 35 004 03 22 ©			VE3-5148	BE5-6675 ©						
2.5 V6 24V - 3.0 V6 24V - 2.0 16V DI - TDDi - TDCi -												
2.0 TDCi - 2.2 TDCi escl. sosp. elettronica	10.00>	10 35 004 04 22 ©			VE3-5148	BE5-6675 ©						
©= escl. autoliv.					©= escl. autoliv.							
<b>Puma (EC_)</b>												
1.4 16V - 1.6 16V - 1.7 16V - ST 160	3.97-8.98	35 81 140			VN7-4331	BE5-2641 ©+#	VN7-4333	BE5-2641 ©+#				
1.4 16V - 1.6 16V - 1.7 16V - ST 160	9.98-6.02	35 81 140			VN7-4331	BE5-6095 *+#	VN7-4333	BE5-6095 *+#				
					©= attacco inf. a forcella * = attacco inf. ad occhio # = posiz. seeger in basso							
<b>Cougar (EC_)</b>												
2.0 16V	8.98-12.01	35 86 140										
2.5 V6 24V - ST 200	8.98-12.01	35 89 140										
<b>Mustang</b>												
4.0 V6 - 4.6 V8 GT	1.05>	10 35 008 01 22			VE3-C871							
<b>Galaxy (WGR)</b>												
2.0i - 2.3 16V	2.95-8.06	35 66 140			VE3-A350	BE5-A352	VE3-A351	BE5-A353				
2.8V6 - 1.9 TDI	2.95-8.06	35 74 140			VE3-A350	BE5-A352	VE3-A351	BE5-A353				
<b>Galaxy (WA6)</b>												
2.0	8.06>	10 35 018 01 22										
1.8TDCi - 2.0TDCi	8.06>	10 35 018 02 22										
<b>S-Max (WA6)</b>												
2.0	5.06>	10 35 017 01 22										
2.5 - 1.8TDCi - 2.0TDCi	5.06>	10 35 017 02 22										
<b>Maverick</b>												
2.4i - 2.7 TD	2.93-4.98				B46-2076	B46-2077						
<b>Explorer</b>												
2WD	95-10.01				B46-2131	B46-2132						
4WD	95-10.01				B46-2133	B46-2134						
					posteriore: Axle Wrap rif. B46-2135							

Marca e Modello	anno costruzione	Pro-Kit fino a ca. -30 mm*	Eibach Sportline fino a ca. -50 mm	Barre antirollio	Bilstein Sport (B6) per assetti standard		Bilstein Sprint (B8) per assetti ribassati fino a 50 mm		Kit Bilstein		
					Anteriore	Posteriore	Anteriore	Posteriore	PSS (B14) reg. in altezza	PSS9 (B16) ...e taratura	PSS 10 reg. in altezza e taratura
<b>HONDA</b>											
<b>Accord III Berlina (CA4 - CA5)</b>											
1.6 - 2.0 - 2.0i 16V	11.85-12.89	40 05 140			B36-1135sx/1136dx	B36-1089					
<b>Accord III Aerodeck (CA5)</b>											
1.6 - 2.0	11.85-12.89	40 05 140			B36-1135sx/1136dx	B36-1089					
<b>Accord IV Berlina (CB3 - CB7)</b>											
2.0 16V - 2.2 16V (incl. 4WD)	1.90-3.93	40 11 140			B36-1721sx/1722dx	B46-1723	B36-1608sx/1609dx	B46-1606	HE5-8739		
<b>Accord IV Aerodeck (CB8 - CC)</b>											
2.0 16V - 2.2 16V (incl. 4WD)	1.91-3.93	40 14 140			B36-1721sx/1722dx	B46-1723	B36-1608sx/1609dx	B46-1606	HE5-8739		
<b>Accord V Berlina (CC7)</b>											
2.0i - 2.0i S - 2.3i SR	3.93-2.96	40 11 140			B36-1721sx/1722dx	B46-1723	B36-1608sx/1609dx	B46-1606	HE5-8739		
<b>Accord V Aerodeck (CE)</b>											
2.0i LS 16V - 2.2i ES	3.93-2.98	40 14 140			BE5-2371	B46-2114					
<b>Accord V Coupé (CD7 - CD9)</b>											
2.0 - 2.2 i ES	9.93 - 2.98	40 11 140			B36-1721sx/1722dx	B46-1723	B36-1608sx/1609dx	B46-1606	HE5-8739		
<b>Accord VI Berlina (CE - CF)</b>											
1.9i - 2.0i - 2.2i VTEC - 2.0 TDI	2.96-10.98	40 11 140			B36-1721sx/1722dx	B46-1723	B36-1608sx/1609dx	B46-1606	HE5-8739		
<b>Accord VII Berlina (CG)</b>											
1.6i - 1.8i - 2.0i - 2.2 Type-R - 2.0 Turbo Di - 2.3	10.98>	40 40 140			BE5-6028	BE5-6029	BE5-6030	BE5-6031		GM5-8842	
<b>Accord VII Hatchback (CH)</b>											
1.8i - 2.0i - 2.3 - 2.0 TDI	12.99>	40 40 140			BE5-6028	BE5-6029	BE5-6030	BE5-6031		GM5-8842	
<b>Accord VII Coupé (CG)</b>											
2.0i 16V - 3.0 V6 24V	2.98>	40 26 140									
<b>Accord VIII Berlina (CL - CN) 2WD</b>											
2.0	2.03>	10 40 008 01 22			BE5-A730 ©	BE5-A731	BE5-A730 ©	BE5-A793			
2.4 - 2.2 i-CDTi	2.03>	10 40 008 03 22			BE5-A730 ©	BE5-A731	BE5-A730 ©	BE5-A793			
					©= escl. vetture con fari allo xenon						
<b>Accord VIII Tourer (CM - CN)</b>											
2.0	4.03>	10 40 008 02 22			BE5-A730 ©	BE5-A732	BE5-A730 ©	BE5-A794			
2.4 - 2.2 i-CDTi	4.03>	10 40 008 04 22			BE5-A730 ©	BE5-A732	BE5-A730 ©	BE5-A794			
					©= escl. vetture con fari allo xenon						
<b>Civic III (EC - ED - EE)</b>											
1.3 - 1.4 - 1.5 - 1.6	11.87-11.88	40 07 140									
1.3 - 1.4 - 1.5 - 1.6	12.88-11.91	40 10 140		40 10 320 ©	B36-1380sx/1381dx	B46-1382					
1.6i 16V V-Tec CRX	8.90-10.91	40 12 140		40 12 320	B36-1380sx/1381dx	B46-1382					
©= escluso 1.3											

Marca e Modello	anno costruzione	Pro-Kit fino a ca. -30 mm*	Eibach Sportline fino a ca. -50 mm	Barre antirollio	Bilstein Sport (B6) per assetti standard		Bilstein Sprint (B8) per assetti ribassati fino a 50 mm		Kit Bilstein			
					Anteriore	Posteriore	Anteriore	Posteriore	PSS (B14) reg. in altezza	PSS9 (B16) ...e taratura	PSS 10 reg. in altezza e taratura	B16 Ride Control
<b>Civic IV (EG -EH -EJ -MA - MB)</b>												
1.3 - 1.5 - 1.6 16V V-Tec - 1.6 Vti	10.91-10.95	40 15 140						B36-1603sx/1604dx	B46-1605			
1.4 - 1.5 V-Tec - 1.6 - 1.6 V-Tec	2.95-3.01	40 19 140										
<b>Civic V (EJ - EK)</b>												
1.4 - 1.5 - 1.6 - 1.6 V-Tec - 1.6 Vti	10.95-3.01	40 20 140				BE5-2336	BE5-2337					
<b>Civic V Aerodeck (MB - MC)</b>												
1.4 - 1.5 - 1.6 - 1.8	4.98-2.01	40 24 140										
<b>Civic VI (EP - ES - EU - EV)</b>												
1.3 - 1.4 - 1.6 - 1.7	3.01-12.05	10 40 001 01 22	20 40 001 01 22			VE3-B529sx/B530dx	BE5-B424	VE3-B531sx/B532dx	BE5-B424	HE5-B876	GM5-B880	
2.0 - 1.7 CDTi	3.01-12.05	10 40 001 03 22				VE3-B529sx/B530dx	BE5-B424	VE3-B531sx/B532dx	BE5-B424	HE5-B876	GM5-B880	
2.0 Type R	3.01-12.05	10 40 001 01 22 *				VE3-B422sx/B423dx	BE5-B424	VE3-B425sx/B426dx	BE5-B424	HE5-B876	GM5-B880	
* = per potere utilizzare queste molle bisogna sostituire i patelli portamolla ant. superiori con quelli di una civic normale. Cod. Honda: 5168855A014												
<b>Civic VI Coupé (EM)</b>												
1.6i - 1.7i - 1.7i V-Tec	2.01-12.05	10 40 001 02 22	20 40 001 01 22			VE3-B529sx/B530dx	BE5-B424	VE3-B531sx/B532dx	BE5-B424	HE5-B876	GM5-B880	
<b>Civic VII (FD1 - FK1 - FK2 - FK3)</b>												
1.3 - 1.4 - 1.8	1.06>	10 40 011 01 22										
2.2 CTDi	1.06>	10 40 011 02 22										
<b>Stream (RN)</b>												
tutti modelli	5.01>	10 40 003 01 22										
<b>Legend (KA3)</b>												
2.7i Coupé	6.87-91					B36-1199dx/1200sx	B46-1192					
<b>Prelude (BA)</b>												
2.0 - 2.0 16V (BA4) incl. 4WD	10.87-3.92	40 08 140				B36-1225dx/1226sx	B46-1227dx/1228sx					
<b>Prelude (BB)</b>												
2.0i - 2.2 16V V-tec - 2.3i 4WD	2.92-9.96	40 16 140				B36-1678dx/1679sx	B46-1675	B36-1775sx/1776dx	B46-1777			
2.0 - 2.2	10.96>	40 21 140										
<b>NSX</b>												
3.0 - 3.2						B46-1663	B46-1665	B46-1663	B46-1665			
<b>Jazz (GD - GE)</b>												
1.2 - 1.4	3.02>	10 40 005 01 22										
<b>S2000 (AP)</b>												
tutti modelli	6.99>	40 43 140								HE5-8038	GM5-8865	
<b>Integra (DC)</b>												
1.8 Typ R	11.97>	40 23 140				BE5-2340	BE5-2341					
<b>Logo</b>												
tutti modelli	99>	40 41 140										

HONDA segue

HUMMER

HYUNDAI

Marca e Modello	anno costruzione	Pro-Kit fino a ca. -30 mm*	Eibach Sportline fino a ca. -50 mm	Barre antirollio	Bilstein Sport (B6) per assetti standard		Bilstein Sprint (B8) per assetti ribassati fino a 50 mm		PSS (B14) reg. in altezza	Kit Bilstein		
					Anteriore	Posteriore	Anteriore	Posteriore		PSS9 (B16) ...e taratura	PSS 10 reg. in altezza e taratura	B16 Ride Control
<b>HONDA</b>												
CR-V (RD)												
2.0 16V	5.97-7.02	40 22 140				BE5-2338	BE5-2339					
2.0i7.02-12.06	10 40 006 01 22			VE3-A746sx/A747dx		BE5-A748						
CR-V (RE)												
2.0 VTEC	1.07>	10 40 012 01 22										
HRV (GH)												
1.6 16V 2WD	3.99>	40 42 140										
<b>HUMMER</b>												
H2												
6.0V8	8.02>					BE5-6081	BE5-6647					
<b>HYUNDAI</b>												
Lantra (J-2)												
1.5 - 1.6 - 1.8 incluso 16V	91-8.95	42 04 140				R30-5036	B46-2045					
1.5 - 1.6 - 1.8 - 2.0 - 1.9D	9.95-9.00	42 09 140		42 10 320		RE2-5053	RE2-5054					
Elantra (XD)												
tutti modelli	6.00>	10 42 002 01 22										
S Coupé (SLC)												
1.5 - 1.5 GT	90-8.96	42 06 140				R30-5024	B36-0423					
Coupé (RD)												
1.6 - 2.0	6.96-4.02	42 10 140		42 10 320		RE2-5053	RE2-5054					
Coupé (GK)												
2.0 - 2.7	3.02>	10 42 003 01 22	20 42 003 02 22	40 42 003 01 11		VE3-A735sx/A736dx	VE3-A737sx/A738dx	VE3-A739sx/A740dx	VE3-B087sx/B088dx	HE5-A799	GM5-A804	
Pony (X-2)												
1.3 - 1.5	9.91-9.94	42 06 140										
Sonica / Sonata (Y-3)												
1.8 - 2.0 - 3.0	9.93-6.98	42 07 140										
Sonica / Sonata (EF)												
2.0 - 2.4 - 2.5 - 2.7	3.98-1.05	42 13 140										
Sonica / Sonata (NF)												
2.0 - 2.4	1.05>	10 42 011 01 22										
2.7 - 3.3 - 2.0 CRDi	1.05>	10 42 011 02 22										
Accent (X-3)												
1.3 - 1.5	94-8.97	42 08 140				RE2-5051	RE2-5052					
1.3 - 1.5	9.97-10.99	42 11 140										
Accent (LC)												
1.3 - 1.5 - 1.6	11.99-7.06	42 15 140										
1.5 CRDi	8.02-7.06	10 42 007 01 22										

HYUNDAI

ISUZU

JAGUAR

Marca e Modello	anno costruzione	Pro-Kit fino a ca. -30 mm*	Eibach Sportline fino a ca. -50 mm	Barre antirollio	Bilstein Sport (B6) per assetti standard Anteriore Posteriore	Bilstein Sprint (B8) per assetti ribassati fino a 50 mm Anteriore Posteriore	PSS (B14) reg. in altezza	Kit Bilstein PSS9 (B16) ...e taratura	PSS 10 reg. in altezza e taratura	B16 Ride Control
<b>Accent (MC)</b>										
1.4 - 1.6	7.06>	10 42 014 01 22								
1.5 CRDi	7.06>	10 42 014 02 22								
<b>Trajet (FO)</b>										
2.0 - 2.7 V6	3.00>	10 42 001 01 22								
2.0 CRDi	4.01>	10 42 001 02 22								
<b>Getz (TB)</b>										
1.1 - 1.3 - 1.4 - 1.6	7.02>	10 42 008 01 22								
1.5CRD	3.03>	10 42 008 02 22								
<b>XG (350)</b>										
3.5 V6	5.03>	42 14 140								
<b>Matrix (FC)</b>										
1.6 - 1.8 - 1.5 CRDi	6.01>	10 42 005 01 22								
<b>Tucson</b>										
2.0 - 2.7 - 2.0CRDi	8.04>	10 42 010 01 22								
<b>Terracan (HP)</b>										
3.5i V6 - 2.5 TD - 2.9 CRDi	12.01>				BE5-B320	BE5-B321				
<b>Santa Fe (CM)</b>										
2.7 V6 - 2.2 CRDi	3.06>	10 42 013 01 22								
<b>Galoper</b>										
3.0 V6 - 2.5 TD	1.91-07.98				B46-1332	B46-1333				
3.0 V6 - 2.5 TD - 2.5 TCI	8.98>				B46-1332	B46-1337				
<b>ISUZU</b>										
<b>Trooper</b>										
2.2 D - 2.8 TD	10.87-12.91				B46-0186	B46-1239				
<b>Trooper Open Off-Road Vehicle</b>										
2.2 - 2.2 D - 2.2 TD - 2.3	1.83-11.86				B46-0186	B46-0196				
<b>Trooper</b>										
3.0 DTI - 3.5 V6 24 V	4.00>				B46-1738	BE5-6664				
<b>JAGUAR</b>										
<b>XJS</b>										
tutti modelli	87-95				BE3-2445	BE3-2446				
<b>XK 8 Coupé - Cabrio</b>										
4.0 - 4.2 - R 4.2	3.96-3.06	45 05 140 ©								
©= versione CATS abbassamento 10mm										

Marca e Modello	anno costruzione	Pro-Kit fino a ca. -30 mm*	Eibach Sportline fino a ca. -50 mm	Barre antirollio	Bilstein Sport (B6) per assetti standard		Bilstein Sprint (B8) per assetti ribassati fino a 50 mm		Kit Bilstein		
					Anteriore	Posteriore	Anteriore	Posteriore	PSS (B14) reg. in altezza	PSS9 (B16) ...e taratura	PSS 10 reg. in altezza e taratura
<b>S-Type</b>											
3.0 V6 senza regolazione amm. elettronica	1.99>				BE3-6779	BE5-6778					
4.0 V8 senza regolazione amm. elettronica	1.99-4.02	10 45 001 01 22 ©			BE3-6779	BE5-6778					
4.2 V8 escl. CATS	4.02>	10 45 001 01 22									
©= escl. CATS											
<b>X-Type Berlina (CF-1)</b>											
2.0 - 2.5 - 3.0 - 2.0D - 2.2D escl. CATS	6.01>	10 45 002 01 22			VE3-5149	BE5-6676	VE3-5150	BE5-6677			
<b>X-Type SW (CF-1)</b>											
2.0 - 2.5 - 3.0 - 2.0D - 2.2D escl. CATS	2.04>	10 45 002 04 22			VE3-5149	BE5-6676	VE3-5150	BE5-6677			
<b>KIA</b>											
<b>Picanto (BA)</b>											
1.0 - 1.1	4.04>	10 46 009 01 22									
1.1 CRDi	12.05>	10 46 009 02 22									
<b>Cerato (FE)</b>											
1.6 - 2.0	6.04>	10 46 008 01 22									
2.0CRDi	6.04>	10 46 008 02 22									
<b>Cee'd (ED)</b>											
1.4 - 1.6	02.07>	10 46 015 01 22									
2.0 - 1.6 CRDi	02.07>	10 46 015 02 22									
<b>Sephia (FA)</b>											
tutti modelli	12.93>	46 01 140									
<b>Sportage (K00)</b>											
2.0 - 2.0TD	4.94>	46 03 540									
<b>Sportage (JE)</b>											
2.0 - 2.7V6 - 2.0CRDi - 2.7CRDi	9.04>	10 46 010 01 22									
<b>Clarus Berlina (KA9)</b>											
1.8i 16V - 2.0i 16V	7.96>	46 04 140									
<b>Clarus SW (GC)</b>											
1.8i 16V - 2.0i 16V	5.98>	46 06 140									
<b>Joice (M300-E)</b>											
2.0	2.00>	46 07 140									
<b>Shuma (FB)</b>											
1.5 - 1.5 16V - 1.6 - 1.8 - 1.8 16V	3.96-8.04	46 05 140									
<b>Carens (FC)</b>											
1.8	7.00-7.02	10 46 001 01 22									
1.6 - 1.8 - 2.0CVT	7.02>	10 46 001 03 22									
2.0CRDi	7.02>	10 46 001 02 22									

KIA segue

Marca e Modello	anno costruzione	Pro-Kit fino a ca. -30 mm*	Eibach Sportline fino a ca. -50 mm	Barre antirollio	Bilstein Sport (B6) per assetti standard		Bilstein Sprint (B8) per assetti ribassati fino a 50 mm		Kit Bilstein			
					Anteriore	Posteriore	Anteriore	Posteriore	PSS (B14) reg. in altezza	PSS9 (B16) ...e taratura	PSS 10 reg. in altezza e taratura	B16 Ride Control
<b>Carens (FG)</b>												
2.0 CVT	9.06>	10 46 014 01 22										
2.0 CRDi	9.06>	10 46 014 02 22										
<b>Rio (DC)</b>												
1.5	8.00-9.05	10 46 003 01 22										
<b>Rio (DE)</b>												
1.4 - 1.6 - 1.5CRDi	3.05>	10 46 011 01 22										
<b>Magentis (GD)</b>												
tutti modelli GD	5.01-11.05	10 46 005 01 22										
<b>Magentis (GE)</b>												
2.0	11.05>	10 46 013 01 22										
2.7 V6 - 2.0 CRDi	11.05>	10 46 013 02 22										
<b>Carnival (UP)</b>												
2.5 V6 - 2.9TD	8.99-10.01	10 46 002 01 22										
<b>Carnival (UP)</b>												
2.5 V6 - 3.5 - 2.9CRDi	10.01>	10 46 002 01 22										
<b>Carnival (MB)</b>												
2.7	6.06>	10 46 012 01 22										
2.9 CRDi	6.06>	10 46 012 02 22										
<b>Sorento (JC)</b>												
tutti modelli escl. 2.5 CRDi 170CV	8.02>	10 46 006 01 22				BE5-B104	BE5-B105					
2.5 CRDi 170CV	12.06>	10 46 006 03 22				BE5-B104	BE5-B105					
<b>Opirus (LD)</b>												
3.5 V6	9.03>	10 46 007 01 22										
<b>LANCIA</b>												
<b>Y (840)</b>												
1.1 - 1.2 - 1.4	1.96-11.03	49 15 140		30 13 320		VN7-4255	BE5-2466	VN7-4256	BE5-2467			
<b>Y (843)</b>												
1.3 JTD	10.03>	10 49 001 01 22										
1.2 - 1.4	10.03>	10 49 001 02 22										
<b>Musa</b>												
1.4 16V - 1.3JTD - 1.9JTD	9.04>	10 30 008 01 22										
<b>Delta (831)</b>												
HF Turbo integrale 8V e 16V	12.86-12.92	49 01 140										
HF Turbo Integrale Evoluzione III	6.93-1.94	49 09 140										

LANCIA

Marca e Modello	anno costruzione	Pro-Kit fino a ca. -30 mm*	Eibach Sportline fino a ca. -50 mm	Barre antirollio	Bilstein Sport (B6) per assetti standard		Bilstein Sprint (B8) per assetti ribassati fino a 50 mm		PSS (B14) reg. in altezza	Kit Bilstein		
					Anteriore	Posteriore	Anteriore	Posteriore		PSS9 (B16) ...e taratura	PSS 10 reg. in altezza e taratura	B16 Ride Control
<b>Delta (836)</b>												
1.4 - 1.6 - 1.8 - 2.0 8V	6.93-8.99	49 10 140		10 13 320	V36-4003 ©	B46-1571	V36-4039 ©	B46-1800				
1.9TD	6.93-8.99	10 13 140		10 13 320	V36-4003 ©	B46-1571	V36-4039 ©	B46-1800				
2.0 16V - 2.0 HF Turbo	6.93-8.99	49 11 140		10 13 320	V36-4038 *	B46-1571	V36-4038 *	B46-1800				
©= validi per modelli fino al 09/98 * = interasse staffa inferiore 72 mm x ø12mm												
<b>Dedra (835)</b>												
Berlina tutti modelli incl. 2.0 Turbo escl. 4WD e TD	90-12.97	49 05 140			V36-4003 ©	B46-1571	V36-4039 ©	B46-1800				
Berlina tutti modelli incl. 2.0 Turbo escl. 4WD e TD	1.98-7.99				V36-4003 ©	B46-1571	V36-4039 ©	B46-1800				
Berlina 2.0ie 4WD	9.91-12.97				V36-4003 ©	B46-1571	V36-4039 ©	B46-1800				
SW tutti modelli incl. 2.0 Turbo escl. 4WD e TD	94-12.98	49 13 140			V36-4003 ©	B46-1571	V36-4039 ©	B46-1800				
©= validi per modelli fino al 09/98												
<b>Lybra (839)</b>												
Berlina 1.6 -1.8	99>	49 19 140										
Berlina 1.9JTD - 2.0 - 2.4JTD	99>	49 20 140										
SW 1.6 -1.8 escl. Nivomat	99>	49 21 140										
<b>Zeta (220)</b>												
tutti modelli escl. TD	94-9.02	49 14 140										
<b>Phedra</b>												
2.0 - 3.0V6 - 2.0JTD - 2.2JTD	12.01>	10 70 005 01 22										
<b>LAND ROVER</b>												
<b>Freelander</b>												
LN-LND	11.00>	10 47 002 01 22										
<b>Defender</b>												
90 - 110	9.83-7.90				B46-0243	B46-0253						
90 - 110 mod. LD	9.98>				BE5-6540	BE5-6529						
<b>Range Rover</b>												
90 - 100	>5.94				B46-0243	B46-0253						
incl. sosp. pneumat.	>5.94				B46-2153	B46-2152						
incl. sosp. pneumat.	10.94-09.01				B46-2214	B46-2215						
<b>Discovery</b>												
tutti modelli	>8.98				B46-0243	B46-0253						
tutti modelli	9.98>				BE5-6046	BE5-6047						
<b>Discovery III</b>												
4.4 - 2.7 td	10.04>				BE5-D670	BE5-D671						
<b>LEXUS</b>												
<b>GS</b>												
300 - 300T3 - 400 - 430	11.97>	82 54 140								SS0-8301		
<b>GS 430</b>												
4.3	2000>	82 54 140										

Marca e Modello	anno costruzione	Pro-Kit fino a ca. -30 mm*	Eibach Sportline fino a ca. -50 mm	Barre antirollio	Bilstein Sport (B6) per assetti standard		Bilstein Sprint (B8) per assetti ribassati fino a 50 mm		Kit Bilstein			
					Anteriore	Posteriore	Anteriore	Posteriore	PSS (B14) reg. in altezza	PSS9 (B16) ...e taratura	PSS 10 reg. in altezza e taratura	B16 Ride Control
<b>GS (S19a)</b>												
300 - 430	4.05>	10 82 022 01 22										
<b>IS (XE1)</b>												
200	99-11.05	82 59 140				BE5-6048	BE5-6049					
200 SportCross	10.01>	10 82 009 04 22										
300	10.01-11.05	10 82 009 02 22										
300 SportCross	10.02>	10 82 009 03 22										
<b>IS (XE2)</b>												
250 - 220d	11.05>	10 82 009 05 22										
<b>RX (XU1)</b>												
300 V6	8.97-5.03	10 82 004 01 22										
<b>RX (XU3)</b>												
300 V6 - 350	5.03>	10 82 004 02 22										
<b>SC 430</b>												
tutti modelli	9.01-7.04	10 82 006 01 22										
<b>LOTUS</b>												
<b>Elise incl. 340R/EXIGE</b>												
tutti modelli	2.00>											GM5-D672
<b>MAZDA</b>												
<b>121 (JASM - JBSM)</b>												
1.3 16V e Cabrio	3.91-2.95	55 20 140										
tutti modelli escl. Diesel	96-9.98	55 28 140				VN7-4331	BE5-2641 ©+#	VN7-4333	BE5-2641 ©+#			
tutti modelli escl. Diesel	10.98>	55 28 140				VN7-4331	BE5-6095 *+#	VN7-4333	BE5-6095 *+#			
©= attacco inferiore a forcella * = attacco inferiore ad occhio # = posiz. seeger in basso												
<b>2 (DY)</b>												
1.25 - 1.4 - 1.6 - 1.4 CD	4.03>	10 55 005 01 22				VE3-A354sx/A355dx	BE3-A356	VE3-A357sx/A358dx	BE3-A359			
<b>3 (BK)</b>												
1.4 - 1.6 -2.0	10.03>	10 55 008 01 22				VE3-B073sx/B074dx	BE5-B080	VE3-B076sx/B077dx	BE5-B081	HE5-C122	GM5-C126	
1.6 CD	10.03>	10 55 008 02 22				VE3-B073sx/B074dx	BE5-B080	VE3-B076sx/B077dx	BE5-B081	HE5-C122	GM5-C126	
2.0 D	2.07>	10 55 008 07 22				VE3-B073sx/B074dx	BE5-B080	VE3-B076sx/B077dx	BE5-B081	HE5-C122	GM5-C126	
2.3 MPS	9.06>	10 55 008 05 22						VE3-B076sx/B077dx	BE5-B081	HE5-C122	GM5-C126	
<b>323</b>												
1.3 - 1.6 16V - 1.8 16V mod. BG escl. 1.9 16VGT	90-8.94	55 16 140		55 16 320								
1.8 16V 131cv mod. BG - escl. cond.	90-8.94	55 18 140		55 16 320								
4 cilindri mod. BA	9.94-8.98	55 26 140										
6 cilindri mod. BA	9.94-8.98	55 27 140										
tutti modelli mod. BJ - escl. Diesel	9.98>	55 32 140										
tutti modelli Diesel mod. BJ	9.98>	10 55 003 01 22										

Marca e Modello	anno costruzione	Pro-Kit fino a ca. -30 mm*	Eibach Sportline fino a ca. -50 mm	Barre antirollio	Bilstein Sport (B6) per assetti standard		Bilstein Sprint (B8) per assetti ribassati fino a 50 mm		Kit Bilstein			
					Anteriore	Posteriore	Anteriore	Posteriore	PSS (B14) reg. in altezza	PSS9 (B16) ...e taratura	PSS 10 reg. in altezza e taratura	B16 Ride Control
<b>5 (CR)</b>												
1.8 - 2.0	5.04>	10 55 009 01 22										
2.0DI	5.04>	10 55 009 02 22										
<b>626 Berlina</b>												
2.0i-2.2 - 2.0 16V 4WD mod. GD	10.87-91	55 11 140		55 11 320								
2.2 4WD mod. GD - incl. Coupè	10.87-91	55 11 140		55 11 320								
4 cilindri mod. GE - escl. 4WD, Diesel	1.92-6.97	55 23 140		55 23 320								
2.0 16V - 2.5 24V mod. GE - escl. 4WD	1.92-6.97	55 23 240		55 23 320								
4 cilindri mod. GF escl. 4WD	7.97-3.02	55 23 140										
<b>626 SW</b>												
tutti modelli mod. GW	3.98-7.02	55 29 140										
<b>6 Berlina (GG - GY) fino a telaio nr.: ...600 000</b>												
1.8 - 2.0 - 2.3 escl. Diesel	8.02-6.05	10 55 004 01 22			BE5-A256sx/A257dx	BE5-A258	BE5-A259sx/A260dx	BE5-A261				
2.0CD	4.02-6.05	10 55 004 03 22			BE5-A256sx/A257dx	BE5-A258	BE5-A259sx/A260dx	BE5-A261				
<b>6 Berlina (GG1) da telaio nr.: ...600 001</b>												
1.8 - 2.0 - 2.3 escl. Diesel	6.05>	10 55 004 09 22			BE5-A256sx/A257dx	BE5-A258	BE5-A259sx/A260dx	BE5-A261				
2.0CD	6.05>	10 55 004 11 22			BE5-A256sx/A257dx	BE5-A258	BE5-A259sx/A260dx	BE5-A261				
2.3 T MPS	10.05>	10 55 004 04 22										
<b>6 Station Wagon (GG - GY) fino a telaio nr.: ...600 000</b>												
1.8 - 2.0 - 2.3 escl. Diesel	8.02-6.05	10 55 004 02 22			BE5-A256sx/A257dx	BE5-A258	BE5-A259sx/A260dx	BE5-A261				
2.0 CD	8.02-6.05	10 55 004 04 22			BE5-A256sx/A257dx	BE5-A258	BE5-A259sx/A260dx	BE5-A261				
<b>6 Station Wagon (GG1) da telaio nr.: ...600 001</b>												
1.8 - 2.0 - 2.3 escl. Diesel	6.05>	10 55 004 10 22			BE5-A256sx/A257dx	BE5-A258	BE5-A259sx/A260dx	BE5-A261				
2.0 CD	6.05>	10 55 004 12 22			BE5-A256sx/A257dx	BE5-A258	BE5-A259sx/A260dx	BE5-A261				
<b>929</b>												
3.0i GLX	88>	55 10 140										
<b>MX-3 (EC)</b>												
1.6l - 1.8 EC	10.91>	55 21 140										
<b>MX-5 (NA)</b>												
1.6 - 1.8	9.89-4.98	55 17 140			B46-1488	B46-1489						
<b>MX-5 (NB)</b>												
1.6 - 1.8 - 1.9	5.98-9.05	55 30 140			BE5-2763	BE5-2764	BE5-6550	BE5-6551	SS0-8300	GM5-8609		
<b>MX-5 (NC1) Cabrio (Soft Top)</b>												
1.8 - 2.0	9.05>	10 55 010 01 22		40 55 010 01 11	BE5-D174	BE5-D175			HE5-D179		GM5-D184	
<b>MX-5 (NC1) Coupé - Cabrio (Hard Top)</b>												
1.8 - 2.0	9.06>	10 55 010 01 22		40 55 010 01 11	BE5-D174	BE5-D175			HE5-D179		GM5-D184	
<b>MX-6 (GE6)</b>												
2.4 - 2.5 V6 4WD	1.92>			55 23 320								

MAZDA segue

MCC-SMART

MERCEDES BENZ

Marca e Modello	anno costruzione	Pro-Kit fino a ca. -30 mm*	Eibach Sportline fino a ca. -50 mm	Barre antirollio	Bilstein Sport (B6) per assetti standard		Bilstein Sprint (B8) per assetti ribassati fino a 50 mm		Kit Bilstein			
					Anteriore	Posteriore	Anteriore	Posteriore	PSS (B14) reg. in altezza	PSS9 (B16) ...e taratura	PSS 10 reg. in altezza e taratura	B16 Ride Control
<b>RX-8 (SE17)</b>												
1.3 (141KW-192CV / 170KW-231CV)	10.03>	10 55 007 01 22			BE5-B004	BE5-B005	BE5-B006	BE5-B007	HE5-B026	GM5-B029		
<b>Xedos</b>												
Xedos 6 (6CA)	6.92>	55 24 140		55 23 320								
Xedos 9	12.93>	55 25 140		55 23 320								
<b>Demio (DW)</b>												
tutti modelli	9.98>	55 31 140										
<b>Premacy (CP)</b>												
tutti modelli	7.99>	55 33 140										
<b>MCC-SMART</b>												
<b>Fortwo incl. Cabrio</b>												
0.6 - 0.7 - 0.8CDi	7.98-2.01	10 56 001 01 02 ©										
0.6 - 0.7 - 0.8CDi	3.01>	10 56 001 02 22 *							HE5-A763			
©= fornite N° 2 molle * = fornite N° 4 molle												
<b>Roadster incl. Coupè</b>												
0.7 - 0.8CDi	4.03>	10 56 001 05 22							HE5-A763			
<b>Forfour</b>												
1.1 - 1.3 - 1.5	4.04>	10 56 001 04 22										
<b>MERCEDES BENZ</b>												
<b>W 168 Classe A</b>												
A140 - A160 - A190 - A210 - A160CDi - A170 Cdi	10.97-9.04	25 56 140		25 56 320	VN2-4409	BE3-2745	VN2-4410	BE3-2746				
<b>S 168 Classe A (passo lungo)</b>												
A140 - A160 - A190 - A210 - A160CDi - A170 Cdi	7.01-9.04	10 25 006 01 22		25 56 320	VN2-4409	BE3-2745	VN2-4410	BE3-2746				
<b>W 169 Classe A (incl. Coupè)</b>												
A150 - A170 - A200	9.04>	10 25 015 02 22			VN7-C035	BE3-C036	VN7-C033	BE3-C034				
A160CDi - A180CDi - A200CDi	9.04>	10 25 015 01 22			VN7-C035	BE3-C036	VN7-C033	BE3-C034				
<b>W 245 Classe B</b>												
B150 - B170	3.05>	10 25 016 01 22			VN7-C035	BE3-C036	VN7-C033	BE3-C034				
B200 - B200 Turbo - B180CDi - B200CDi	3.05>	10 25 016 02 22			VN7-C035	BE3-C036	VN7-C033	BE3-C034				
<b>W 201 - 190</b>												
190 - 190E 1.8 - 2.0	10.82-8.93	25 02 140			V36-0362	B36-1384 ©	V36-0365	B36-1470 ©				
190D - 190E 2.3 - 190D 2.5 escl. opt.	10.82-8.93	25 02 140			V36-0362	B36-1384 ©	V36-0365	B36-1470 ©				
190D - 190E 2.3 - 190D 2.5 con opt - incl. autoliv.	10.82-8.93				V36-0362	B36-1384 ©	V36-0365	B36-1470 ©				
190E 2.3 16V - 2.5 16V incl. autoliv. - escl. 2.5 Evol.	8.84-8.93	25 09 140			V36-0362	B36-1384 ©	V36-0365	B36-1470 ©				
190E 2.6 - 190D 2.5 Turbo escl. optionals	10.86-8.93			25 13 320	V36-0362	B36-1384 ©	V36-0365					
190E 2.6 - 190D 2.5 Turbo con opt. - incl. autoliv.	90-8.93			25 13 320	V36-0362	B36-1384 ©	V36-0365	B36-1470 ©				
190 Sportline tutti modelli escl. 190E 2.5 16V	90-8.93			25 13 320			V36-0365	B36-1470 ©				
© = escl. autolivellante												

Marca e Modello	anno costruzione	Pro-Kit fino a ca. -30 mm*	Eibach Sportline fino a ca. -50 mm	Barre antirollio	Bilstein Sport (B6) per assetti standard		Bilstein Sprint (B8) per assetti ribassati fino a 50 mm		PSS (B14) reg. in altezza	Kit Bilstein		
					Anteriore	Posteriore	Anteriore	Posteriore		PSS9 (B16) ...e taratura	PSS 10 reg. in altezza e taratura	B16 Ride Control
<b>W202 Berlina - Classe C escl. autolivellante</b>												
C180 - C200 - C200K - C220 - C230												
C230K - C200D - C200CDI - C220D - C220CDI	3.93-12.95	25 32 140 ©	20 25 002 01 22	25 32 320 ©+*	B36-1856	B36-1857 ©	B36-1854	B36-1855 ©				
C240 - C280 - C250D - C250TD	3.93-12.95	25 33 140 ©		25 33 320 ©+*	B36-1856	B36-1857 ©	B36-1854	B36-1855 ©				
C180 - C200 - C200K - C220 - C230												
C230K - C200CDI - C220CDI	1.96-5.00	25 44 140 ©	20 25 002 01 22	25 32 320 ©+*	B36-1856	B36-1857 ©	B36-1854	B36-1855 ©				
C230K - C240 - C280 - C250D - C250TD	1.96-5.00	25 45 140 ©		25 33 320 ©+*	B36-1856	B36-1857 ©	B36-1854	B36-1855 ©				
©= escl. autolivellante * = 4cil. escl. Komp.+4cil. Diesel=25 32 320 * = 4cil. Komp.+5cil. Diesel+6cil=25 33 320					©= escl. autolivellante							
<b>W202 SW - Classe C</b>												
		escl. autol.	incl. autol.									
C180 - C200 - C200K - C220 - C230-												
C200D - C200CDI - C220D - C220CDI	6.96-3.01	25 46 140	25 50 140	25 32 320 ©+*	B36-1856	B36-1857 ©	B36-1854	B36-1855 ©				
C230K - C240 - C280 - C250D - C250TD	6.96-3.01	25 47 240	25 51 140	25 33 320 ©+*	B36-1856	B36-1857 ©	B36-1854	B36-1855 ©				
©= escl. autolivellante * = 4cil. escl. Komp.+4cil. Diesel=25 32 320 * = 4cil. Komp.+5cil. Diesel+6cil=25 33 320					©= escl. autolivellante							
<b>W203 Berlina - Classe C</b>												
C180 - C180K - C200K - C230 - C230K -												
C200CDI - C220CDI escl. autoliv.	5.00-6.03	10 25 001 01 22		40 25 001 01 11	VE3-5344	BE3-6880	VE3-5345	BE3-6881	HE5-A077	GM5-8860		
C240 - C280 - C320 - C350 -												
C270CDI - C320CDI escl. autoliv.	5.00-6.03	10 25 001 02 22		40 25 001 01 11	VE3-5344	BE3-6880	VE3-5345	BE3-6881	HE5-A077	GM5-8860		
C180 - C180K - C200K - C230 - C230K -												
C200CDI - C220CDI escl. autoliv.	6.03-2.07	10 25 001 01 22		40 25 001 07 11	VE3-5344	BE3-6880	VE3-5345	BE3-6881	HE5-A077	GM5-8860		
C240 - C280 - C320 - C350 -												
C270CDI - C320CDI escl. autoliv.	6.03-2.07	10 25 001 02 22		40 25 001 07 11	VE3-5344	BE3-6880	VE3-5345	BE3-6881	HE5-A077	GM5-8860		
<b>W203 Sportcoupè - Classe C</b>												
C160K - C180 - C180K - C200K - C200CGI - C230K	3.01-6.03	10 25 001 04 22		40 25 001 01 11	VE3-5344	BE3-6880	VE3-5345	BE3-6881	HE5-A077	GM5-8860		
C320 - C350 - C220CDI - C300CDI	3.01-6.03	10 25 001 08 22		40 25 001 01 11	VE3-5344	BE3-6880	VE3-5345	BE3-6881	HE5-A077	GM5-8860		
C160K - C180 - C180K - C200K - C200CGI - C230K	6.03>	10 25 001 04 22		40 25 001 07 11	VE3-5344	BE3-6880	VE3-5345	BE3-6881	HE5-A077	GM5-8860		
C320 - C350 - C220CDI - C300CDI	6.03>	10 25 001 08 22		40 25 001 07 11	VE3-5344	BE3-6880	VE3-5345	BE3-6881	HE5-A077	GM5-8860		
<b>W203T SW - Classe C</b>												
C180 - C180K - C200K - C230 - C230K -												
C200CDi - C220CDi	3.01-6.03	10 25 001 05 22		40 25 001 01 11	VE3-5344	BE3-6880	VE3-5345	BE3-6881	HE5-A078	GM5-8860		
C240 - C280 - C320 - C350 - C270CDi - C320CDI	3.01-6.03	10 25 001 06 22		40 25 001 01 11	VE3-5344	BE3-6880	VE3-5345	BE3-6881	HE5-A078	GM5-8860		
C180 - C180K - C200K - C230 - C230K -												
C200CDi - C220CDi	6.03>	10 25 001 05 22		40 25 001 07 11	VE3-5344	BE3-6880	VE3-5345	BE3-6881	HE5-A078	GM5-8860		
C240 - C280 - C320 - C350 - C270CDi - C320CDI	6.03>	10 25 001 06 22		40 25 001 07 11	VE3-5344	BE3-6880	VE3-5345	BE3-6881	HE5-A078	GM5-8860		
<b>W204 Berlina - Classe C</b>												
C180 K - C200 K - C230	2.07>	10 25 019 01 22										
C280 - C350 - C200 CDI - C220 CDI - C320 CDI	2.07>	10 25 019 02 22										
<b>R230</b>												
350SL	3.03>	10 25 009 02 22										
<b>W126 - Classe S</b>												
260SE-280S/SE/SEL-300SE - 380SE/SEL/SEC	9.79-3.91	25 06 140 ©			B36-0501	B46-0511 ©	B36-1535	B46-1536 ©				
420SEL-500SEL escl. 560	9.79-3.91				B36-0501	B46-0511 ©	B36-1535	B46-1536 ©				
©= escl. autolivellante					©= escl. autolivellante							

Marca e Modello	anno costruzione	Pro-Kit fino a ca. -30 mm*	Eibach Sportline fino a ca. -50 mm	Barre antirollio	Bilstein Sport (B6) per assetti standard		Bilstein Sprint (B8) per assetti ribassati fino a 50 mm		Kit Bilstein			
					Anteriore	Posteriore	Anteriore	Posteriore	PSS (B14) reg. in altezza	PSS9 (B16) ...e taratura	PSS 10 reg. in altezza e taratura	B16 Ride Control
<b>R129 - Classe S</b>												
280 - 300SL/SL-24 - 320 - 500 - 500SL	89-1.92	25 34 140										
280 - 300SL/SL-24 - 320 - 500 - 500SL	2.92-10.01	25 34 140										
<b>W140 - Classe S</b>												
S280 - 300SE/SEL - S320 - 400SE/SEL - S420 - S500 - S300 TD - S350TD escl. 600SE/SEL e mod. SEC	2.91-12.94	25 29 140 ©						B36-1537	B46-1538 ©			
S280 - 300SE/SEL - S320 - S420 - S400SE/SEL - S500 - 500SE/SELS300TD - S350TD escl. modelli 12 cil. e mod. SEC	1.95-10.98	25 35 140 ©						B36-1537	B46-1538 ©			
©= escl. autolivellante					©= escl. autolivellante							
<b>W210 Berlina - Classe E</b>												
		escl. autol.	incl. autol.									
E200 - E220D - E200CDI - E220CDI escl. 4WD e Kompressor	7.95-6.99	25 36 140	25 38 140	25 37 320 ©	B36-2154	B36-2155 ©	B36-2156	B36-2157 ©				
E200 - E250D/TD - E270CDI incl. Kompr. escl. 4WD	7.95-6.99	25 37 140	25 39 140	25 37 320 ©	B36-2154	B36-2155 ©	B36-2156	B36-2157 ©				
E300TD - E320CDI incl. Kompr. escl. 4WD	7.95-6.99	25 37 140	25 39 140	25 37 320 ©	B36-2154	B36-2155 ©	B36-2156	B36-2157 ©				
Modelli V6 e V8 escl. 4WD	9.97-6.99	25 57 140	25 59 140		B36-2154	B36-2155 ©	B36-2156	B36-2157 ©				
E200 - E220D - E200CDI - E220CDI escl. 4WD e Kompressor	7.99-3.02	25 36 140	25 38 140	25 37 320 ©	B36-2155	BE3-6203 ©	BE3-6204	BE3-6205 ©				
E200 - E250D/TD - E270CDI incl. Kompr. escl. 4WD	7.99-3.02	25 37 140	25 39 140	25 37 320 ©	B36-2155	BE3-6203 ©	BE3-6204	BE3-6205 ©				
E300TD - E320CDI incl. Kompr. escl. 4WD	7.99-3.02	25 37 140	25 39 140	25 37 320 ©	B36-2155	BE3-6203 ©	BE3-6204	BE3-6205 ©				
Modelli V6 e V8 escl. 4WD	7.99-3.02	25 57 140	25 59 140		B36-2155	BE3-6203 ©	BE3-6204	BE3-6205 ©				
©= escl. autolivellante					©= escl. autolivellante							
<b>W210T SW - Classe E (con autolivellante)</b>												
E200 - E220D - E200CDI - E220CDI escl. Kompressor e 4WD	6.95-3.03	25 36 140			B36-2154		B36-2156					
E200 - E250D/TD - E270CDI incl. Kompressor escl. 4WD	6.95-3.03	25 37 140			B36-2154		B36-2156					
E300TD - E320CDI incl. Kompressor escl. 4WD	6.95-3.03	25 37 140			B36-2154		B36-2156					
Modelli V6 e V8 escl. 4WD	11.97-3.03	25 57 140			B36-2154		B36-2156					
<b>W211 Klasse E Berlina (escl. autolivellante)</b>												
E200 - E200CDI - E220CDI - E240 - E350	3.02>	10 25 008 01 22		40 25 008 01 11	BE5-6905	BE3-6906	BE5-6907	BE3-6908	GM5-8876		GA5-D238	
E320 - E270CDI - E280CDI - E320CDI - E220CDI full optional	3.02>	10 25 008 02 22		40 25 008 01 11	BE5-6905	BE3-6906	BE5-6907	BE3-6908	GM5-8876		GA5-D238	
<b>S211 Klasse E Station Wagon</b>												
E200 - E200CDI - E220CDI - E240 - E350	3.03>	10 25 008 05 20		40 25 008 05 11	BE5-6905	BF3-A599						
E320 - E270CDI - E280CDI - E320CDI - E220CDI full optional	3.03>	10 25 008 06 20		40 25 008 05 11	BE5-6905	BF3-A599						
<b>W170 - SLK</b>												
200	9.96-3.04	10 25 003 01 22		25 52 320	BE3-2464	BE3-2465	BE3-2525	BE3-2526	HE5-B953	GM5-B954		
200K	9.96-3.04	25 52 140		25 52 320	BE3-2464	BE3-2465	BE3-2525	BE3-2526	HE5-B953	GM5-B954		
230K - 320	9.96-3.04	25 52 140			BE3-2464	BE3-2465	BE3-2525	BE3-2526	HE5-B953	GM5-B954		
<b>W171 - SLK</b>												
200K	3.04>	10 25 013 01 22			VE3-B343	BE3-B344	VE3-B345	BE3-B346	HE5-B611	GM5-B607		
280 - 350	5.04>	10 25 013 02 22			VE3-B343	BE3-B344	VE3-B345	BE3-B346	HE5-B611	GM5-B607		

Marca e Modello	anno costruzione	Pro-Kit fino a ca. -30 mm*		Eibach Sportline fino a ca. -50 mm	Barre antirollio	Bilstein Sport (B6) per assetti standard		Bilstein Sprint (B8) per assetti ribassati fino a 50 mm		PSS (B14) reg. in altezza	Kit Bilstein	
		Anteriore	Posteriore			Anteriore	Posteriore	PSS9 (B16) ...e taratura	PSS 10 reg. in altezza e taratura		B16 Ride Control	
<b>C208 - CLK Coupé</b>												
Modelli 4 cil. escl. Kompressor	97-4.02	25 54 140		20 25 002 01 22	25 32 320		BE3-2598	BE3-A040	BE3-2599	B36-1855		
200 Kompressor	97-4.02	25 55 140		20 25 002 01 22	25 32 320		BE3-2598	BE3-A040	BE3-2599	B36-1855		
230 Kompressor - 320 - 430	97-4.02	25 55 140		20 25 002 01 22	25 33 320		BE3-2598	BE3-A040	BE3-2599	B36-1855		
<b>C208 - CLK Cabrio</b>												
Modelli 4 cil. escl. Kompressor	97-4.02	25 60 140		20 25 002 01 22	25 32 320		BE3-2598	BE3-A040	BE3-2599	B36-1855		
200 Kompressor	97-4.02	25 61 140		20 25 002 01 22	25 32 320		BE3-2598	BE3-A040	BE3-2599	B36-1855		
230 Kompressor - 320 - 430	97-4.02	25 61 140		20 25 002 01 22	25 33 320		BE3-2598	BE3-A040	BE3-2599	B36-1855		
<b>C209 - CLK Coupè</b>												
200K - 200CGI - 220CDI	5.02-6.03	10 25 001 01 22			40 25 001 01 11		VE3-5344	BE3-6880	VE3-5345	BE3-6881	HE5-A077	GM5-8860
240 - 280 - 320 - 350 - 500 - 270CDI - 320CDI	5.02-6.03	10 25 001 02 22			40 25 001 01 11		VE3-5344	BE3-6880	VE3-5345	BE3-6881	HE5-A077	GM5-8860
200K - 200CGI - 220CDI	6.03>	10 25 001 01 22			40 25 001 07 11		VE3-5344	BE3-6880	VE3-5345	BE3-6881	HE5-A077	GM5-8860
240 - 280 - 320 - 350 - 500 - 270CDI - 320CDI	6.03>	10 25 001 02 22			40 25 001 07 11		VE3-5344	BE3-6880	VE3-5345	BE3-6881	HE5-A077	GM5-8860
<b>C209 - CLK Cabrio</b>												
200K - 200CGI	2.03-6.03	10 25 001 01 22			40 25 001 01 11		VE3-5344	BE3-A629	VE3-5345	BE3-A632	HE5-A077	GM5-8860
240 - 280 - 320 - 350 - 500	2.03-6.03	10 25 001 02 22			40 25 001 01 11		VE3-5344	BE3-A629	VE3-5345	BE3-A632	HE5-A077	GM5-8860
200K - 200CGI	6.03>	10 25 001 01 22			40 25 001 07 11		VE3-5344	BE3-A629	VE3-5345	BE3-A632	HE5-A077	GM5-8860
240 - 280 - 320 - 350 - 500	6.03>	10 25 001 02 22			40 25 001 07 11		VE3-5344	BE3-A629	VE3-5345	BE3-A632	HE5-A077	GM5-8860
<b>C219 CLS</b>												
350 - 320CDi	10.04>	10 25 008 08 22			40 25 008 08 11		BE5-C023	BE3-6908	BE5-C024	BE3-C022		GM5-8876 GA5-D238
500 escl. sosp. pneumatica	10.04>				40 25 008 08 11		BE5-C023	BE3-6908	BE5-C024	BE3-C022		GM5-8876 GA5-D238
55AMG escl. sosp. Pneumatica	10.04>				40 25 008 08 11				BE5-C024	BE3-C022		GM5-8876 GA5-D238
<b>W124 - Classe E Berlina (escl. condizionatore)</b>												
		escl. autol.	incl. autol.				(escl. autoliv.)		(escl. autoliv.)			
200 peso 1820 kg	85-9.95	25 04 140	25 11 140		25 04 320		V36-0361	B36-1385	V36-0365	B36-1470		
200E peso 1840 kg	85-9.95	25 04 140	25 11 140		25 04 320		V36-0361	B36-1385	V36-0365	B36-1470		
220E peso 1940 kg	92-5.95	25 04 140	25 11 140		25 04 320		V36-0361	B36-1385	V36-0365	B36-1470		
230E peso 1850 kg	85-9.95	25 04 140	25 11 140		25 04 320		V36-0361	B36-1385	V36-0365	B36-1470		
260E peso 1910 kg	85-9.95	25 05 140	25 12 140				V36-0361	B36-1385	V36-0365	B36-1470		
280E peso 2040 kg	92-5.95	25 17 140	25 18 140				V36-0361	B36-1385	V36-0365	B36-1470		
300E peso 1910 kg	85-9.95	25 05 140	25 12 140				V36-0361	B36-1385	V36-0365	B36-1470		
300E 24V peso 1980 kg	89-5.95	25 17 140	25 18 140				V36-0361	B36-1385	V36-0365	B36-1470		
320E peso 2040 kg	92-5.95	25 17 140	25 18 140				V36-0361	B36-1385	V36-0365	B36-1470		
200D peso 1830 kg	85-9.95	25 04 140	25 11 140		25 04 320		V36-0361	B36-1385	V36-0365	B36-1470		
250D peso 1890 kg	85-9.95	25 05 140	25 12 140				V36-0361	B36-1385	V36-0365	B36-1470		
250TD peso 1950 kg	88-5.95	25 05 140	25 12 140				V36-0361	B36-1385	V36-0365	B36-1470		
300D peso 1930 kg	85-9.95	25 05 140	25 12 140				V36-0361	B36-1385	V36-0365	B36-1470		
300DTD peso 1990 kg	85-9.95	25 17 140	25 18 140				V36-0361	B36-1385	V36-0365	B36-1470		
E200 peso 1930 kg	93-5.95	25 04 140	25 11 140		25 04 320		V36-0361	B36-1385	V36-0365	B36-1470		
E220 peso 1940 kg	93-5.95	25 04 140	25 11 140		25 04 320		V36-0361	B36-1385	V36-0365	B36-1470		
E280 peso 2040 kg	93-5.95	25 17 140	25 18 140				V36-0361	B36-1385	V36-0365	B36-1470		
E280 peso 2040 kg	93-5.95	25 17 140	25 18 140				V36-0361	B36-1385	V36-0365	B36-1470		
E200D peso 1910 kg	93-5.95	25 05 140	25 12 140				V36-0361	B36-1385	V36-0365	B36-1470		
E250D peso 1990 kg	93-5.95	25 17 140	25 18 140				V36-0361	B36-1385	V36-0365	B36-1470		
E250TD peso 2010 kg	93-5.95	25 17 140	25 18 140				V36-0361	B36-1385	V36-0365	B36-1470		
E300D peso 2030 kg	93-5.95	25 17 140	25 18 140				V36-0361	B36-1385	V36-0365	B36-1470		
E300TD peso 2175 kg	93-5.95	25 17 140	25 18 140				V36-0361	B36-1385	V36-0365	B36-1470		

Marca e Modello	anno costruzione	Pro-Kit fino a ca. -30 mm*		Eibach Sportline fino a ca. -50 mm	Barre antirollio	Bilstein Sport (B6) per assetti standard		Bilstein Sprint (B8) per assetti ribassati fino a 50 mm		PSS (B14) reg. in altezza	Kit Bilstein		
		Anteriore	Posteriore			Anteriore	Posteriore	PSS9 (B16) ...e taratura	PSS 10 reg. in altezza e taratura		B16 Ride Control		
<b>W124 - Classe E Berlina (incl. condizionatore)</b>		escl. autol.	incl. autol.		escl. autolivellante	(escl. autoliv.)		(escl. autoliv.)					
200 peso 1820 kg	85-9.95	25 04 140	25 11 140		25 04 320	V36-0361	B36-1385	V36-0365	B36-1470				
200E peso 1840 kg	85-9.95	25 04 140	25 11 140		25 04 320	V36-0361	B36-1385	V36-0365	B36-1470				
220E peso 1940 kg	92-5.95	25 04 140	25 11 140		25 04 320	V36-0361	B36-1385	V36-0365	B36-1470				
230E peso 1850 kg	85-9.95	25 04 140	25 11 140		25 04 320	V36-0361	B36-1385	V36-0365	B36-1470				
260E peso 1910 kg	85-9.95	25 17 140	25 18 140			V36-0361	B36-1385	V36-0365	B36-1470				
280E peso 2040 kg	92-5.95	25 17 140	25 18 140			V36-0361	B36-1385	V36-0365	B36-1470				
300E peso 1910 kg	85-9.95	25 17 140	25 18 140			V36-0361	B36-1385	V36-0365	B36-1470				
300E 24V peso 1980 kg	89-5.95	25 17 140	25 18 140			V36-0361	B36-1385	V36-0365	B36-1470				
320E peso 2040 kg	92-5.95	25 17 140	25 18 140			V36-0361	B36-1385	V36-0365	B36-1470				
200D peso 1830 kg	85-9.95	25 04 140	25 11 140		25 04 320	V36-0361	B36-1385	V36-0365	B36-1470				
250D peso 1890 kg	85-9.95	25 17 140	25 18 140			V36-0361	B36-1385	V36-0365	B36-1470				
250TD peso 1950 kg	88-5.95	25 17 140	25 18 140			V36-0361	B36-1385	V36-0365	B36-1470				
300D peso 1930 kg	85-9.95	25 17 140	25 18 140			V36-0361	B36-1385	V36-0365	B36-1470				
300DTD peso 1990 kg	85-9.95	25 17 140	25 18 140			V36-0361	B36-1385	V36-0365	B36-1470				
E200 peso 1930 kg	93-5.95	25 05 140	25 12 140		25 04 320	V36-0361	B36-1385	V36-0365	B36-1470				
E220 peso 1940 kg	93-5.95	25 05 140	25 12 140		25 04 320	V36-0361	B36-1385	V36-0365	B36-1470				
E280 peso 2040 kg	93-5.95	25 17 140	25 18 140			V36-0361	B36-1385	V36-0365	B36-1470				
E280 peso 2040 kg	93-5.95	25 17 140	25 18 140			V36-0361	B36-1385	V36-0365	B36-1470				
E200D peso 1910 kg	93-5.95	25 17 140	25 18 140			V36-0361	B36-1385	V36-0365	B36-1470				
E250D peso 1990 kg	93-5.95	25 17 140	25 18 140			V36-0361	B36-1385	V36-0365	B36-1470				
E250TD peso 2010 kg	93-5.95	25 17 140	25 18 140			V36-0361	B36-1385	V36-0365	B36-1470				
E300D peso 2030 kg	93-5.95	25 17 140	25 18 140			V36-0361	B36-1385	V36-0365	B36-1470				
E300TD peso 2175 kg	93-5.95	25 17 140	25 18 140			V36-0361	B36-1385	V36-0365	B36-1470				
<b>W124 - Classe E Coupé (escl. condizionatore)</b>		escl. autol.	incl. autol.		escl. autolivellante	(escl. autoliv.)		(escl. autoliv.)					
200 - 220CE peso 1890 kg	92-5.95	25 04 140	25 11 140		25 04 320	V36-0361	B36-1385	V36-0365	B36-1470				
230CE peso 1870 kg	87-5.95	25 04 140	25 11 140		25 04 320	V36-0361	B36-1385	V36-0365	B36-1470				
300CE peso 1870 kg	87-5.95	25 05 140	25 12 140			V36-0361	B36-1385	V36-0365	B36-1470				
300CE 24V peso 1930 kg	89-5.95	25 17 140	25 18 140			V36-0361	B36-1385	V36-0365	B36-1470				
320CE peso 1980 kg	92-5.95	25 17 140	25 18 140			V36-0361	B36-1385	V36-0365	B36-1470				
E200 peso 1890 kg	93-5.95	25 04 140	25 11 140		25 04 320	V36-0361	B36-1385	V36-0365	B36-1470				
E220 peso 1890 kg	93-5.95	25 04 140	25 11 140		25 04 320	V36-0361	B36-1385	V36-0365	B36-1470				
E320 peso 1890 kg	93-5.95	25 05 140	25 12 140			V36-0361	B36-1385	V36-0365	B36-1470				
<b>W124 - Classe E Coupé (incl. condizionatore)</b>		escl. autol.	incl. autol.		escl. autolivellante	(escl. autoliv.)		(escl. autoliv.)					
200 - 220CE peso 1890 kg	92-5.95	25 05 140	25 12 140		25 04 320	V36-0361	B36-1385	V36-0365	B36-1470				
230CE peso 1870 kg	87-5.95	25 05 140	25 12 140		25 04 320	V36-0361	B36-1385	V36-0365	B36-1470				
300CE peso 1870 kg	87-5.95	25 17 140	25 18 140			V36-0361	B36-1385	V36-0365	B36-1470				
300CE 24V peso 1930 kg	89-5.95	25 17 140	25 18 140			V36-0361	B36-1385	V36-0365	B36-1470				
320CE peso 1980 kg	92-5.95	25 17 140	25 18 140			V36-0361	B36-1385	V36-0365	B36-1470				
E200 peso 1890 kg	93-5.95	25 05 140	25 12 140		25 04 320	V36-0361	B36-1385	V36-0365	B36-1470				
E220 peso 1890 kg	93-5.95	25 05 140	25 12 140		25 04 320	V36-0361	B36-1385	V36-0365	B36-1470				
E320 peso 1890 kg	93-5.95	25 17 140	25 18 140			V36-0361	B36-1385	V36-0365	B36-1470				
<b>W124 - Classe E Cabrio</b>		escl. autol.	incl. autol.		escl. autolivellante	(escl. autoliv.)		(escl. autoliv.)					
200 Cabrio peso 2130 kg	93-5.95	25 17 140	25 18 140		25 04 320	V36-0361	B36-1385	V36-0365	B36-1470				
E220 Cabrio peso 2140 kg	93-5.95	25 17 140	25 18 140			V36-0361	B36-1385	V36-0365	B36-1470				
E320 Cabrio peso 2210 kg	93-5.95	25 17 140	25 18 140			V36-0361	B36-1385	V36-0365	B36-1470				

Marca e Modello	anno costruzione	Pro-Kit fino a ca. -30 mm*	Eibach Sportline fino a ca. -50 mm	Barre antirollio	Bilstein Sport (B6) per assetti standard		Bilstein Sprint (B8) per assetti ribassati fino a 50 mm		Kit Bilstein			
					Anteriore	Posteriore	Anteriore	Posteriore	PSS (B14) reg. in altezza	PSS9 (B16) ...e taratura	PSS 10 reg. in altezza e taratura	B16 Ride Control
<b>W124 - Classe E Sportline</b>												
4 e 6 cilindri incl. 16V	90-5.95					V36-0361	B36-1385 ©	V36-0365	B36-1470 ©			
						©= escl. autolivellante						
<b>W124T - Classe E SW (incl. autolivellante)</b>												
		escl. cond.	incl. cond.									
200TE peso 2120 kg	92-5.95		25 11 140 25 12 140			V36-0361		V36-0365				
200T peso 2070 kg	85-5.95		25 11 140 25 12 140			V36-0361		V36-0365				
200TE peso 2080 kg	88-5.95		25 11 140 25 12 140			V36-0361		V36-0365				
220TE peso 2130 kg	92-5.95		25 12 140 25 12 140			V36-0361		V36-0365				
230TE peso 2100 kg	85-5.95		25 11 140 25 12 140			V36-0361		V36-0365				
280TE peso 2200 kg	92-5.95		25 12 140 25 18 140			V36-0361		V36-0365				
300TE peso 2120 kg	85-5.95		25 12 140 25 18 140			V36-0361		V36-0365				
300TE 24V peso 2160 kg	89-5.95		25 12 140 25 18 140			V36-0361		V36-0365				
320TE peso 2200 kg	92-5.95		25 12 140 25 18 140			V36-0361		V36-0365				
200TD peso 2130 kg	85-5.95		25 11 140 25 18 140			V36-0361		V36-0365				
250TD peso 2130 kg	85-8.89		25 11 140 25 18 140			V36-0361		V36-0365				
250TD peso 2130 kg	9.89-5.95		25 12 140 25 18 140			V36-0361		V36-0365				
300TD peso 2170 kg	86-5.95		25 12 140 25 18 140			V36-0361		V36-0365				
300TD Turbo peso 2220 kg	85-5.95		25 18 140 25 18 140			V36-0361		V36-0365				
E200 peso 2120 kg	93-5.95		25 12 140 25 12 140			V36-0361		V36-0365				
E220 peso 2130 kg	93-5.95		25 12 140 25 12 140			V36-0361		V36-0365				
E280 peso 2200 kg	93-5.95		25 12 140 25 18 140			V36-0361		V36-0365				
E320 peso 2200 kg	93-5.95		25 12 140 25 18 140			V36-0361		V36-0365				
<b>Vaneo</b>												
1.6 - 1.9 - 1.7CDI	2.02>		10 25 007 01 22									
<b>W639 Viano/Vito</b>												
3.0 - 3.5 - 2.0CDI - 2.2CDI	8.03>		10 25 014 01 22									
3.0 - 3.5 - 2.0CDI - 2.2CDI con sosp. pneumatica	8.03>		10 25 014 05 22									
<b>R251 Classe R</b>												
R350 - R500 - R280CDI - R320CDi	11.05>		10 25 018 01 20									
<b>W163 - Classe ML</b>												
230 - 320 - 430	2.98-12.98		25 58 120			BE5-6456		BE5-6456R				
230-270CDI - 320 - 350 - 400CDI 430 - 500 - 55AMG	1.99-8.02		25 58 120			BE5-6456	BE5-2985 ©	BE5-6456R	BE5-2985 ©			
230-270CDI - 320 - 350 - 400CDI 430 - 500 - 55AMG	9.02-6.05		25 58 120			BE5-C664	BE5-2985 ©	BE5-6456R	BE5-2985 ©			
						©= perno snodo inferiore ellittico						
<b>W164 - Classe ML</b>												
350 - 500 - 280CDI - 320CDI	7.05>		10 25 017 01 22			BE5-C436	BE5-C437					
<b>W460 - W463 Classe G</b>												
230G- 240GD- 250GD- 280GE- 300GD	79-6.90					B46-0504	B46-0514					
230GE /GD - 300GE/GD	6.90>					B46-1635	B46-1636					

MG

MINI

MITSUBISHI

Marca e Modello	anno costruzione	Pro-Kit fino a ca. -30 mm*	Eibach Sportline fino a ca. -50 mm	Barre antirollio	Bilstein Sport (B6) per assetti standard		Bilstein Sprint (B8) per assetti ribassati fino a 50 mm		Kit Bilstein			
					Anteriore	Posteriore	Anteriore	Posteriore	PSS (B14) reg. in altezza	PSS9 (B16) ...e taratura	PSS 10 reg. in altezza e taratura	B16 Ride Control
<b>MG</b>												
<b>MGF (RD)</b>												
1.6 - 1.8i 16V - 1.8i VVC	3.95-3.02					BE5-2528	BE5-2528					
<b>Roadster (RD)</b>												
TF 115 - TF 120 - TF 135 - TF 160	6.02>	10 76 001 01 22										
<b>MG ZR</b>												
ZR 105 - ZR 120 - ZR 160	6.01>	10 76 002 01 22										
ZR Turbodiesel	6.01>	10 76 002 02 22										
<b>MINI</b>												
<b>Mini (R50)</b>												
1.6 One - Cooper - One D	6.01-2.02	10 57 001 01 22 ©		40 57 001 01 11					HE5-A075	GM5-A068		
One - Cooper - Cooper S - Cabrio - One D	3.02>	10 57 001 03 22 *		40 57 001 01 11	VE3-A323sx/A324dx	BE3-A325	VE3-A323sx/A324dx	BE3-A325	HE5-A075	GM5-A068		
©= Ø int. superiore molla ant. 90mm *= Ø int. Superiore molla ant. 117mm												
<b>Mini (N)</b>												
Cooper - Cooper S	12.06>	10 57 002 01 22							HE5-D906		GM5-D902	
<b>MITSUBISHI</b>												
<b>Colt (CA0/CL0)</b>												
1.3GLi - 1.6 - 1.6GLXi	4.92-4.96	60 16 140										
1.3 - 1.5 - 1.6	12.95-6.04	60 25 140										
<b>Colt (Z30)</b>												
1.1 - 1.3 - 1.5	6.04>	10 60 011 01 22										
1.5T - 1.5DI-D	8.04>	10 60 011 02 22										
<b>Colt CZC (Z3B)</b>												
1.5 - 1.5Turbo	5.06>	10 60 011 03 22										
<b>Eclipse II° Serie (D30)</b>												
2.0 - 2.4 escl. 4WD	12.95>	60 24 140										
<b>Galant Berlina (EA0)</b>												
2.0 - 2.0TDI	9.96>	60 26 140										
2.5V6 - 2.4GDI	9.96>	60 28 140										
<b>Galant SW (EA0)</b>												
2.0 - 2.0TDI	6.96>	60 27 140										
2.5V6 - 2.4GDI	9.96>	60 29 140										
<b>Grandis (NA0W)</b>												
2.4 - 2.0 DI-D	5.04>	10 60 012 01 22										
<b>Lancer (CA0/CA0W)</b>												
1.3 - 1.6 - 2.0D	6.92-9.03	60 16 140										
<b>Lancer (CSO)</b>												
1.3 - 1.6 - 2.0	9.03>	10 60 010 01 22										

Marca e Modello	anno costruzione	Pro-Kit fino a ca. -30 mm*	Eibach Sportline fino a ca. -50 mm	Barre antirollio	Bilstein Sport (B6) per assetti standard		Bilstein Sprint (B8) per assetti ribassati fino a 50 mm		Kit Bilstein			
					Anteriore	Posteriore	Anteriore	Posteriore	PSS (B14) reg. in altezza	PSS9 (B16) ...e taratura	PSS 10 reg. in altezza e taratura	B16 Ride Control
<b>Lancer SW (CSO)</b>												
1.6 - 2.0	9.03>	10 60 010 02 22										
<b>Evo VI</b>												
tutti modelli	1.98-8.00										GM5-8078	
<b>Evo VII (CT9A)</b>												
2.0 16V GT	11.99-3.04	10 60 005 01 22									GM5-8642	
<b>Evo VIII (CTO)</b>												
2.0 16V GT	3.04>	10 60 005 01 22			VE3-B843	BE5-B844	VE3-B845	BE5-B846	HE5-B847		GM5-8642	
<b>Evo IX</b>												
2.0 16V GT	1.06>	10 60 005 01 22			VE3-B843	BE5-B844	VE3-B845	BE5-B846	HE5-B847		GM5-8642	
<b>Space Runner (N50)</b>												
2.0 - 2.4GDI	8.99>	60 39 140										
<b>Space Wagon (N50)</b>												
2.0 - 2.4 escl. 4WD	8.99>	60 30 140										
<b>Space Gear</b>												
4WD (incl. ECS) escl. autoliv.	5.95>				B46-2109	B46-2110						
4WD (incl. ECS) con autoliv.	5.95>				B46-2109	B46-2111						
<b>Space Star (DGO)</b>												
1.3 fino a telaio ...A1F009936	6.98>	60 31 140										
1.3 - 1.6 da telaio ...A1F009937	12.98>	10 60 007 01 22										
1.8 - 1.9DiD	6.98>											
<b>Carisma (DA)</b>												
1.6 - 1.9D escl. 1.8	96-5.99	60 22 140										
tutti modelli	6.99>	60 38 140										
<b>Pajero</b>												
D - TD - 4 cilindri (sosp. a balestre)	5.83-91				B46-1332	B46-1333						
V6 - TDIC (sosp. a molle elicoidali)	2.89-91				B46-1336	B46-1337						
V6 - TDIC (sosp. a molle elicoidali)	5.91>				B46-1794	B46-1795						
Pajero Pinin (H60W)	99>	10 60 001 01 22										
Pajero 3° Serie escl. Pinin e Sport	2000>				BE5-6271	BE5-6272						
<b>Outlander (COUW)</b>												
2.0 - 2.4	5.03>	10 60 009 01 22										
<b>L200</b>												
tutti modelli	4.97>				B46-1332 ©	su rich.						
tutti modelli	4.97>				B46-1794 *	su rich.						
©= attacco inferiore staffa con 2 bulloni laterali *= attacco inferiore occhiello con bullone passante												

Marca e Modello	anno costruzione	Pro-Kit fino a ca. -30 mm*	Eibach Sportline fino a ca. -50 mm	Barre antirollio	Bilstein Sport (B6) per assetti standard		Bilstein Sprint (B8) per assetti ribassati fino a 50 mm		Kit Bilstein			
					Anteriore	Posteriore	Anteriore	Posteriore	PSS (B14) reg. in altezza	PSS9 (B16) ...e taratura	PSS 10 reg. in altezza e taratura	B16 Ride Control
<b>NISSAN</b>												
<b>Micra (K12)</b>												
1.0 - 1.2 - 1.4 - 1.6 - 1.5dCi	1.03>	10 63 010 01 22	20 63 010 01 22									
1.6 160 SR	5.05>	10 63 010 01 22	20 63 010 01 22									
<b>Micra C+C (K12)</b>												
1.4 - 1.6	8.05>	10 63 010 03 22										
<b>Almera (N15)</b>												
1.4	9.95-9.97	63 35 140										
1.6 - 2.0D	9.95-9.97	63 34 140										
2.0 GTI	9.95-9.97	63 37 140										
1.4 - 1.6	10.97-7.00	63 39 140										
2.0 GTI - 2.0D	10.97-7.00	63 40 140										
<b>Almera (N16)</b>												
1.5 - 1.8 - 1.5 dCi	3.00>	10 63 001 01 22	20 63 001 01 22									
2.2 Di - 2.2 dCi	3.00>	10 63 001 02 22										
<b>Almera Tino (V10)</b>												
1.8 - 2.0 - 2.2 Di - 2.2 dCi	8.00>	10 63 001 03 22										
<b>Note (E11)</b>												
1.4 - 1.6	2.06>	10 63 015 01 22										
1.5 dCi	2.06>	10 63 015 02 22										
<b>Primera Berlina (P10)</b>												
1.6 - 2.0D	11.90-9.96	63 27 140				B46-1782	P30-3011 ©					
2.0 16V GT	11.90-9.96					B46-1782	P30-3011 ©					
						©= solo per orig. KYB con cuffia filettata						
<b>Primera Berlina (P11)</b>												
1.6 - 1.8	9.96-7.99	63 36 140				B46-1782	BE5-2344					
2.0 - 2.0TD	9.96-7.99	63 38 140				B46-1782	BE5-2344					
1.6 - 1.8	8.99-7.02	63 43 140	20 63 003 01 22			B46-1782	BE5-2344					
2.0 - 2.0TD	8.99-7.02	63 44 140	20 63 003 01 22			B46-1782	BE5-2344					
<b>Primera Berlina (P12)</b>												
1.6 - 1.8 - 1.9 dCi - 2.0 cambio man.	3.02>	10 63 003 04 22										
2.0 cambio autom. 2.2 Di - 2.2 dCi	3.02>	10 63 003 01 22										
<b>Primera SW (WP11)</b>												
fino a peso max anteriore 1000 kg	4.98-2.02	63 41 140										
<b>Primera SW (WP11)</b>												
1.8 - 1.9 dCi - 2.0 cambio man.	3.02>	10 63 003 05 22										
2.0 cambio autom. 2.2 Di - 2.2 dCi	3.02>	10 63 003 02 22										
<b>Maxima QX (A32)</b>												
2.0 - 2.5 - 3.0	2.95-8.00	63 33 140										

Marca e Modello	anno costruzione	Pro-Kit fino a ca. -30 mm*	Eibach Sportline fino a ca. -50 mm	Barre antirollio	Bilstein Sport (B6) per assetti standard		Bilstein Sprint (B8) per assetti ribassati fino a 50 mm		Kit Bilstein			
					Anteriore	Posteriore	Anteriore	Posteriore	PSS (B14) reg. in altezza	PSS9 (B16) ...e taratura	PSS 10 reg. in altezza e taratura	B16 Ride Control
<b>Maxima QX (A33)</b>												
2.0 - 2.5 - 3.0	3.00>	10 63 002 01 22										
<b>200 SX</b>												
1.8 16V Turbo mod. S13	2.89-9.93					R36-5013	B46-1260					
2.0i - 2.0i Turbo - 2.4i mod. S14 (Silvia)	10.93>	63 32 140				R36-5034	B46-1916					
<b>300 ZX (Z32)</b>												
3.0 Twin Turbo	5.90-9.95	63 20 140										
<b>350 Z (Z33)</b>												
3.5 incl. Roadster	11.03>	10 63 013 01 22				BE5-B892sx/B893dx	BE5-B894	BE5-A156M0sx/A157M0dx	BE5-A158M0	HE5-A162	GM5-A970	
<b>Terrano</b>												
Terrano I	10.88-93					B46-1245	B46-2077					
Terrano II	1.93>					B46-2076	B46-2077					
<b>Patrol</b>												
W160 - K160	11.79-8.00					B46-0410	B46-0420					
K260	5.86-6.90					B46-0410	B46-2077					
GR mod. Y60	10.87-5.97					B46-1266	B46-1267					
GR mod. Y61	6.97>					BE5-6043	BE5-6044					
<b>X-Trail (T30)</b>												
2.0 - 2.2D - 2.5	7.01>	10 63 009 01 22										
<b>Murano (T50)</b>												
3.5	1.05>	10 63 014 01 22										
<b>OPEL</b>												
<b>Agila (H00)</b>												
tutti modelli escl. Diesel	9.00>	10 65 003 01 22										
<b>Corsa A</b>												
1.0 - 1.2 - 1.3 - 1.4	8.83-2.93		20 65 002 01 22			V36-4059	B36-0085	V36-4059	B36-0085	HE5-8071	GM5-8076	
1.6 GSI - 1.5D	8.83-2.93					V36-4059	B36-0085	V36-4059	B36-0085	HE5-8071	GM5-8076	
<b>Corsa B</b>												
1.0 - 1.2 - 1.4 - 1.6 - 1.6 GSI	3.93-9.00	65 28 140	20 65 002 01 22			V36-4059	B36-0085	V36-4059	B36-0085	HE5-8071	GM5-8076	
1.5D - 1.5TD - 1.7D	9.93-9.00					V36-4059	B36-0085	V36-4059	B36-0085	HE5-8071	GM5-8076	
<b>Corsa C</b>												
1.0 - 1.2 - 1.4	9.00>	10 65 002 01 22										
1.8 - 1.3 CDTI - 1.7 DI - 1.7 DTI - 1.7 CDTI	9.00>	10 65 002 02 22										
<b>Corsa D</b>												
1.0 - 1.2 - 1.4	7.06>	10 65 015 01 22				VE3-E020sx/E021dx	BE5-E022	VE3-E023sx/E024dx	BE5-E025			
1.3 CDTI - 1.7 CDTI	7.06>	10 65 015 02 22				VE3-E020sx/E021dx	BE5-E022	VE3-E023sx/E024dx	BE5-E025			

Marca e Modello	anno costruzione	Pro-Kit fino a ca. -30 mm*	Eibach Sportline fino a ca. -50 mm	Barre antirollio	Bilstein Sport (B6) per assetti standard		Bilstein Sprint (B8) per assetti ribassati fino a 50 mm		Kit Bilstein		
					Anteriore	Posteriore	Anteriore	Posteriore	PSS (B14) reg. in altezza	PSS9 (B16) ...e taratura	PSS 10 reg. in altezza e taratura
<b>Meriva (X01)</b>											
1.4 - 1.6 - 1.8	5.03>	10 65 009 01 22									
1.3 CDTI - 1.7 DTI - 1.7 CDTI	5.03>	10 65 009 02 22									
<b>Tigra (S93)</b>											
1.4 - 1.6 escl. cambio autom.	7.94-12.00	65 35 140				V36-4059	B36-0085	V36-4059	B36-0085	HE5-8071	GM5-8076
<b>Tigra Twin Top (X-C)</b>											
1.4 - 1.8	6.04>	10 65 005 01 22									
1.3 CDTI	6.04>	10 65 005 02 22									
<b>Astra F Berlina</b>											
1.4 - 1.6 - 1.8i - 2.0i - 2.0i GSI - GSI 16V - 1.7 D - 1.7 TD - 1.7 TDS	9.91-9.98	65 21 140	20 65 001 02 22			P36-3003	B46-1552	P36-0365	B46-1552		
<b>Astra F Caravan (incl. sosp. pneumatica)</b>											
1.4 - 1.6 - 1.8 - 2.0 - 1.7 D - 1.7 TD - 1.7 TDS (escl. cond.)	9.91-1.98	65 23 140				P36-3003	B36-1647	P36-0365	B36-1648		
1.4 - 1.6 - 1.8 - 2.0 - 1.7 D - 1.7 TD - 1.7 TDS (con cond.)	9.91-1.98	65 23 141				P36-3003	B36-1647	P36-0365	B36-1648		
<b>Astra F Cabrio</b>											
1.4 - 1.6 - 1.8 - 2.0	3.93-3.01	65 21 140				P36-3003	B46-1552	P36-0365	B46-1552		
<b>Astra G Berlina</b>											
1.2 - 1.4 - 1.6 fino a peso max. ant. 845kg	3.98-3.04	65 47 140 ©	20 65 001 01 22 ©+*			VE3-4433	BE5-2782 ©	VE3-4434	BE5-2783 ©	HE5-8748 #	
1.4 - 1.6 - 1.8 - 2.0 - 1.7 TD											
1.7 DTI - 1.7 CDTI fino a peso max. ant. 935kg	3.98-3.04	65 41 140 ©	20 65 001 01 22 ©+*			VE3-4433	BE5-2782 ©	VE3-4434	BE5-2783 ©	HE5-8748 #	
1.8 - 2.0 - 2.2 - 1.7 TD - 1.7 DTI - 1.7 CDTI - 2.0 DTI - 2.2 DTI fino a peso max. ant. 1035kg	3.98-3.04	65 43 140 ©	20 65 001 01 22 ©+*			VE3-4433	BE5-2782 ©	VE3-4434	BE5-2783 ©	HE5-8748 #	
©= escluso autolivellante * = fino a peso max ant. 965kg											
<b>Astra G Caravan</b>											
1.2 - 1.4 - 1.6 fino a peso max. ant. 845kg	2.98-10.04	65 48 140 ©				VE3-4433	BE5-2784 ©	VE3-4434	BE5-2782 ©		
1.4 - 1.6 - 1.8 - 2.0 - 1.7 TD - 1.7 DTI fino a peso max. ant. 935kg	2.98-10.04	65 42 140 ©				VE3-4433	BE5-2784 ©	VE3-4434	BE5-2782 ©		
1.8 - 2.0 - 2.2 - 1.7 TD - 1.7 DTI - 2.0 DTI - 2.2 DTI fino a peso max. ant. 1035kg	2.98-10.04	65 44 140 ©				VE3-4433	BE5-2784 ©	VE3-4434	BE5-2782 ©		
©= escluso autolivellante											
<b>Astra G Coupé</b>											
1.6 - 1.8 - 2.0 Turbo - 2.2	3.00>	10 65 001 01 22				VE3-4433	BE5-2782	VE3-4434	BE5-2783	HE5-8748	
2.2 DTI	9.02>	10 65 001 05 22				VE3-4433	BE5-2782	VE3-4434	BE5-2783	HE5-8748	
<b>Astra G Cabrio</b>											
1.6 - 1.8 - 2.0 Turbo - 2.2	3.01>	10 65 001 02 22				VE3-4433	BE5-2782	VE3-4434	BE5-2783	HE5-8748	
2.2 DTI	9.02>	10 65 001 06 22				VE3-4433	BE5-2782	VE3-4434	BE5-2783	HE5-8748	
<b>Astra H Berlina</b>											
1.4 - 1.6 - 1.8	4.04>	10 65 013 01 22	20 65 013 01 22			VE3-B463sx/B464dx	BE5-B465	VE3-B466sx/B467dx	BE5-B468	HE5-C113	
1.3CDTI - 1.7CDTI - 1.9 CDTI - 2.0Turbo	4.04>	10 65 013 02 22	20 65 013 02 22 ©			VE3-B463sx/B464dx	BE5-B465	VE3-B466sx/B467dx	BE5-B468	HE5-C113	
©= escluso 1.9 CDTI											

Marca e Modello	anno costruzione	Pro-Kit fino a ca. -30 mm*	Eibach Sportline fino a ca. -50 mm	Barre antirollio	Bilstein Sport (B6) per assetti standard		Bilstein Sprint (B8) per assetti ribassati fino a 50 mm		Kit Bilstein		
					Anteriore	Posteriore	Anteriore	Posteriore	PSS (B14) reg. in altezza	PSS9 (B16) ...e taratura	PSS 10 reg. in altezza e taratura
<b>Astra H Caravan (H)</b>											
1.4 - 1.6 - 1.8	10.04>	10 65 013 03 22	20 65 013 03 22		VE3-B463sx/B464dx	BE5-B857	VE3-B466sx/B467dx	BE5-B857			
1.3CDTI - 1.7CDTI - 1.9 CDTI - 2.0Turbo	10.04>	10 65 013 04 22	20 65 013 04 22 ©		VE3-B463sx/B464dx	BE5-B857	VE3-B466sx/B467dx	BE5-B857			
©= escluso 1.9 CDTI											
<b>Astra H GTC</b>											
1.4 - 1.6 - 1.8	3.01>	10 65 013 01 22	20 65 013 01 22		VE3-B463sx/B464dx	BE5-B465	VE3-B466sx/B467dx	BE5-B468	HE5-C113		
1.3CDTI - 1.7CDTI - 1.9 CDTI - 2.0Turbo	9.02>	10 65 013 02 22	20 65 013 02 22 ©		VE3-B463sx/B464dx	BE5-B465	VE3-B466sx/B467dx	BE5-B468	HE5-C113		
©= escl. 1.9CdTi											
<b>Astra H Twin Top</b>											
1.6 - 1.8	04.06>	10 65 013 06 22			VE3-B466sx/B467dx	BE5-B857					
2.0 Turbo - 1.9 CDTI	04.06>	10 65 013 07 22			VE3-B466sx/B467dx	BE5-B857					
<b>Calibra A (85)</b>											
2.0i - 2.0i 16V incl. 4WD escl. cond.	6.90-07.97	65 18 140			P36-0372	B46-1610	P36-0366	B46-1554			
2.0i - 2.0i 16V con cond. incl. 4WD	06.90-07.96	65 18 240			P36-0372	B46-1610	P36-0366	B46-1554			
2.0 Turbo 4WD	06.90-07.96	65 18 240			P36-0372	B46-1610	P36-0366	B46-1554			
2.5 V6	4.93-7.97	65 30 140			P36-0372	B46-1610	P36-0366	B46-1554			
<b>Kadett E Berlina</b>											
1.2 - 1.3 - 1.4 - 1.6 - 1.8 escl. GSI	9.84-91	65 06 140			P36-0142	B36-0486	P36-0311	B46-1393			
1.8 GSI - 2.0 GSI incl. 16V - 1.5 TD - 1.6 D - 1.7 D	9.84-91				P36-0142	B36-0486	P36-0311	B46-1393			
<b>Kadett E Caravan</b>											
1.2 - 1.3 - 1.4 - 1.6 - 1.8 - 2.0 - 1.5 TD - 1.6 D - 1.7 D	9.84.8.91	65 11 140			P36-0311	B36-1523	P36-0311	B36-1648			
<b>Kadett E Cabrio</b>											
1.3 - 1.4 - 1.6 - 2.0	10.86-2.93				P36-0142	B36-0486	P36-0311	B46-1393			
<b>Omega A Berlina</b>											
1.8 - 2.0 incl. autoliv. Nivomat	9.86-5.94				V36-0094	B46-1110	V36-0371	B36-1528			
2.4 - 2.6i - 3.0i - 3.0i 24V	9.86-5.94	65 19 140			V36-0094	B46-1110	V36-0371	B36-1528			
2.3 D - 2.3 TD	9.86-5.94				V36-0094	B46-1110	V36-0371	B36-1528			
<b>Omega B (V94) Berlina</b>											
2.0 - 2.2	3.94-7.03	65 31 140			VE3-4425	B46-2260	VE3-4426	B46-2258			
2.5 - 2.6 - 3.0 - 3.2 - 2.0 DTI - 2.2 DTI - 2.5 TD - 2.5 DTI	3.94-7.03	65 32 140			VE3-4425	B46-2260	VE3-4426	B46-2258			
<b>Omega A Caravan</b>											
1.8 - 2.0 incl. autoliv. Nivomat	9.86-5.94	65 16 140			V36-0094	B46-1770					
2.4 - 2.6i - 3.0i - 3.0i 24V	9.86-5.94	65 20 140			V36-0094	B46-1770					
2.3 D - 2.3 TD	9.86-5.94				V36-0094	B46-1770					
<b>Omega B (V94) Caravan</b>											
2.0 - 2.2	3.94-7.03	65 33 140			VE3-4425	B46-1770	VE3-4426	B46-2259			
2.5 - 2.6 - 3.0 - 3.2 - 2.0 DTI - 2.2 DTI - 2.5 TD - 2.5 DTI	3.94-7.03	65 34 140			VE3-4425	B46-1770	VE3-4426	B46-2259			

Marca e Modello	anno costruzione	Pro-Kit fino a ca. -30 mm*	Eibach Sportline fino a ca. -50 mm	Barre antirollio	Bilstein Sport (B6) per assetti standard		Bilstein Sprint (B8) per assetti ribassati fino a 50 mm		PSS (B14) reg. in altezza	Kit Bilstein		
					Anteriore	Posteriore	Anteriore	Posteriore		PSS9 (B16) ...e taratura	PSS 10 reg. in altezza e taratura	B16 Ride Control
<b>Vectra A</b>												
1.4 - 1.6 - 1.8 - 2.0 - 1.7D - 1.7 TD escl. 4WD	9.88-11.95	65 22 140				P36-0367	B46-1555	P36-0159	B46-1393			
1.8 4x4 - 2.0 4x4	9.88-11.95					P36-0367	B46-1658	P36-0159	B46-1476			
2.5 V6	3.93-11.95	65 29 140				P36-0367	B46-1555	P36-0159	B46-1393			
<b>Vectra B (J96) Berlina</b>												
1.6 fino a peso max. ant. 870kg	10.95-4.02	65 45 140 ©				VE3-4280sx/4281dx	BE3-2551 ©	VE3-4296sx/4297dx	BE3-2552 ©	HE5-8752 ©		
1.6 - 1.8 - 2.0 - 2.2 - 2.5 - 1.7 TD pesi max. ant. tra 871kg e 975kg	10.95-4.02	65 37 140 ©				VE3-4280sx/4281dx	BE3-2551 ©	VE3-4296sx/4297dx	BE3-2552 ©	HE5-8752 ©		
2.0 - 2.5 - 2.6 - 2.0 DI - 2.0 DTI - 2.2 DTI pesi max. ant. tra 976kg e 1035kg	10.95-4.02	65 38 140©				VE3-4280sx/4281dx	BE3-2551 ©	VE3-4296sx/4297dx	BE3-2552 ©	HE5-8752 ©		
©= escluso autolivellante						©= escluso autolivellante						
<b>Vectra B (J96) Caravan</b>												
1.6 fino a peso max. ant. 870kg	11.96-7.03	65 46 140 ©				VE3-4280sx/4281dx	BE3-2551 ©	VE3-4296sx/4297dx	BE3-2552 ©	HE5-8752 ©		
1.6 - 1.8 - 2.0 - 2.2 - 2.5 - 1.7 TD pesi max. ant. tra 871kg e 975kg	11.96-7.03	65 39 140 ©				VE3-4280sx/4281dx	BE3-2551 ©	VE3-4296sx/4297dx	BE3-2552 ©	HE5-8752 ©		
2.0 - 2.5 - 2.6 - 2.0 DI - 2.0 DTI - 2.2 DTI pesi max. ant. tra 976kg e 1035kg	11.96-7.03	65 40 140 ©				VE3-4280sx/4281dx	BE3-2551 ©	VE3-4296sx/4297dx	BE3-2552 ©	HE5-8752 ©		
©= escluso autolivellante						©= escluso autolivellante						
<b>Vectra C (Z-C) Berlina</b>												
1.6 - 1.8 fino a peso max. ant. 965kg	4.02>	10 65 007 05 22©				VE3-A219sx/5363dx	BE5-6960 ©	VE3-A223sx/5364dx	BE5-6961 ©	HE5-8752 ©		
1.8 - 2.0 Turbo - 2.2 - 3.2 - 1.9 CDTi - 2.2 DTI pesi max. ant. tra 966kg e 1060kg	4.02>	10 65 007 01 22©				VE3-A219sx/5363dx	BE5-6960 ©	VE3-A223sx/5364dx	BE5-6961 ©	HE5-8752 ©		
2.0 Turbo - 3.2 - 1.9 CDTi - 2.0 DTI - 2.2 DTI pesi max. ant. tra 1061kg e 1130kg	4.02>	10 65 007 02 22©				VE3-A219sx/5363dx	BE5-6960 ©	VE3-A223sx/5364dx	BE5-6961 ©	HE5-8752 ©		
3.0 CDTi	6.03>	10 65 007 07 22 ©				VE3-A219sx/5363dx	BE5-6960 ©	VE3-A223sx/5364dx	BE5-6961 ©	HE5-8752 ©		
©= escluso autolivellante						©= escluso autolivellante						
<b>Vectra C (Z-C) Caravan</b>												
1.6 - 1.8 - 2.0 Turbo - 2.2 - 3.2 - 1.9 CDTi - 2.2 DTI fino a peso max. ant. 1060kg	10.03>	10 65 011 01 22 ©				VE3-B065sx/B066dx	BE5-6960 ©	VE3-B067sx/B068dx	BE5-6961 ©			
2.0 Turbo - 3.2 - 1.9 CDTi - 2.0 DTI - 2.2 DTI pesi max. ant. tra 1061kg e 1130kg	10.03>	10 65 011 02 22 ©				VE3-B065sx/B066dx	BE5-6960 ©	VE3-B067sx/B068dx	BE5-6961 ©			
3.0 DTi	10.03>	10 65 011 03 22 ©				VE3-B065sx/B066dx	BE5-6960 ©	VE3-B067sx/B068dx	BE5-6961 ©			
©= escluso autolivellante						©= escluso autolivellante						
<b>Signum (Z-C)</b>												
1.6 - 1.8 - 2.0 Turbo - 2.2 - 3.2 - 1.9 CDTi - 2.2 DTI fino a peso max. ant. 1060kg	5.03>	10 65 011 01 22 ©				VE3-A219sx/5363dx	BE5-6960 ©	VE3-A223sx/5364dx	BE5-6961 ©			
2.0 Turbo - 3.2 - 1.9 CDTi - 2.0 DTI - 2.2 DTI pesi max. ant. tra 1061kg e 1130kg	5.03>	10 65 011 02 22 ©				VE3-A219sx/5363dx	BE5-6960 ©	VE3-A223sx/5364dx	BE5-6961 ©			
3.0 DTi	5.03>	10 65 011 03 22 ©				VE3-A219sx/5363dx	BE5-6960 ©	VE3-A223sx/5364dx	BE5-6961 ©			
©= escluso autolivellante						©= escluso autolivellante						
<b>Speedster (E00)</b>												
2.2 16V escl. Turbo	9.00>	10 65 008 01 22										GM5-D672
2.0 Turbo	4.03>											GM5-D672

Marca e Modello	anno costruzione	Pro-Kit fino a ca. -30 mm*	Eibach Sportline fino a ca. -50 mm	Barre antirollio	Bilstein Sport (B6) per assetti standard		Bilstein Sprint (B8) per assetti ribassati fino a 50 mm		PSS (B14)	Kit Bilstein		B16
					Anteriore	Posteriore	Anteriore	Posteriore	reg. in altezza	PSS9 (B16) ...e taratura	PSS 10 reg. in altezza e taratura	Ride Control
<b>Zafira A</b>												
1.6 - 1.8 - 2.2 - 2.0 DI - 2.0 DTI	4.99-6.05	65 49 140				VE3-4598	BE5-2989	VE3-4599	BE5-2990			
2.0 OPC - 2.2 DTI	4.99-6.05					VE3-4598	BE5-2989	VE3-4599	BE5-2990			
<b>Zafira B</b>												
1.4 - 1.6 - 1.8	6.05>	10 65 014 01 22										
2.0Turbo - 2.2 - 1.9 CDTI	6.05>	10 65 014 02 22										
<b>Frontera</b>												
tutti mod. incl. sosp. a balestre	92-12.94					B46-1676	B46-1677					
tutti mod. incl. sosp. a molle elicoidali	1.95-10.98					B46-1676	BE5-2298					
tutti modelli	11.98>					BE5-2831	BE5-2986					
<b>Antara</b>												
2.4 - 3.2	12.06>	10 65 016 01 22										
2.0 D	12.06>	10 65 016 02 22										
<b>PEUGEOT</b>												
<b>106 I (1A - 1C)</b>												
1.1 - 1.3 - 1.4 (69KW) - 1.6 (XL, XN, XR, XT, XS, XSI, Rallye)	9.91-3.96	70 01 120	20 70 001 01 20			P30-3060	B46-1276	P30-3059MO	B46-1276			
1.0 - 1.4 (55KW) 1.4 D - 1.5 D (XR, XS, XT, XN, XND, XSD)	9.91-3.96	70 03 120	20 70 001 01 20			P30-3060	B46-1276	P30-3059MO	B46-1276			
<b>106 II (1)</b>												
1.0 - 1.1 - 1.4 - 1.6 - 1.5D	4.96>	70 16 120	20 70 001 01 20			P30-3060	B46-1276	P30-3059MO	B46-1276			
Sport - Rallye - GTI - S16	4.96>	70 22 120				P30-3060	B46-1276	P30-3059MO	B46-1276			
<b>107 (P)</b>												
1.0 - 1.4 HDI	6.05>	10 70 008 01 22										
<b>1007 (K)</b>												
1.4 - 1.6 - 1.4 HDI	4.05>	10 70 009 01 22										
<b>205 I (741A/B/C)</b>												
0.9 - 1.1 - 1.3 - 1.4 - 1.5 - 1.6 escl. 1.3 Rallye	2.83-10.87	70 03 120				V36-0547dx/0548sx	B46-1038					
1.3 Rallye - 1.6 CT - 1.6 GTI - 1.9 GTI - 1.7 D	12.84-10.87	70 01 120				V36-0547dx/0548sx	B46-1038					
<b>205 II (20A/C)</b>												
1.0 - 1.1 - 1.3 - 1.4 - 1.6 - 1.9GTI - 1.7 D - 1.7TD - 1.9D	10.87-9.98	70 04 120				V36-0547dx/0548sx	B46-1038					
<b>206 (2A/C)</b>												
1.1 - 1.4	9.98>	70 23 120	20 70 002 01 20			VE3-4646sx/4647dx	BE3-6519		HE5-8756			
1.6 - 1.9 XRD	9.98>	70 24 120	20 70 002 01 20			VE3-4646sx/4647dx	BE3-6519		HE5-8756			
1.6 16V XS	01>	70 24 120	20 70 002 01 20			VE3-4646sx/4647dx	BE3-6519		HE5-8756			
GTI 16V - GT	9.98>	70 25 120	20 70 002 01 20			VE3-4646sx/4647dx	BE3-6519		HE5-8756			
1.4HDI	12.99>	70 25 120	20 70 002 01 20			VE3-4646sx/4647dx	BE3-6519		HE5-8756			
1.6HDI - 2.0 HDI	12.99>	10 70 002 03 20	20 70 002 01 20			VE3-4646sx/4647dx	BE3-6519		HE5-8756			
2.0 RC	7.03>	10 70 002 07 20	20 70 002 01 20			VE3-4646sx/4647dx	BE3-6519		HE5-8756			

Marca e Modello	anno costruzione	Pro-Kit fino a ca. -30 mm*	Eibach Sportline fino a ca. -50 mm	Barre antirollio	Bilstein Sport (B6) per assetti standard		Bilstein Sprint (B8) per assetti ribassati fino a 50 mm		PSS (B14) reg. in altezza	Kit Bilstein		
					Anteriore	Posteriore	Anteriore	Posteriore		PSS9 (B16) ...e taratura	PSS 10 reg. in altezza e taratura	B16 Ride Control
<b>206 SW (2E/K)</b>												
1.1-1.4	7.02>	70 23 120	20 70 002 01 20			VE3-4646sx/4647dx						
1.6	7.02>	70 24 120	20 70 002 01 20			VE3-4646sx/4647dx						
S16-1.4HDI	7.02>	70 25 120	20 70 002 01 20			VE3-4646sx/4647dx						
1.6HDI - 2.0HDI	7.02>	10 70 002 03 20	20 70 002 01 20			VE3-4646sx/4647dx						
<b>206 CC (2D)</b>												
1.4 - 1.6 - 2.0 S16	9.00>	70 25 120	20 70 002 01 20			VE3-5016sx/5017dx	BE3-6519		HE5-8756			
<b>207 (W)</b>												
1.4 - 1.6 - 1.6 Turbo 150	2.06>	10 70 010 01 22										
1.6 HDi	2.06>	10 70 010 02 22										
<b>207 CC (W)</b>												
1.4 - 1.6 - 1.6 Turbo 150	2.07>	10 70 010 02 22										
<b>306 Berlina (7A/B/C/D/E - N3/5)</b>												
1.1 - 1.4 - 1.6	5.93-6.01	70 10 120				V36-4131sx/4132dx	B46-1038	V36-4133sx/4134dx	B46-1038			
1.8 - 2.0 - 1.8 D - 1.9 D/SLD/SRDT - 2.0 HDI	5.93-6.01	70 11 120				V36-4131sx/4132dx	B46-1038	V36-4133sx/4134dx	B46-1038			
<b>306 Break (7A/B/C/D/E - N3/5)</b>												
1.1 - 1.4 - 1.6	5.93-6.01	70 10 120				V36-4131sx/4132dx	B46-1038	V36-4133sx/4134dx	B46-1038			
1.8 - 2.0 - 1.8 D - 1.9 D/SLD/SRDT - 2.0 HDI	5.93-6.01	70 11 120				V36-4131sx/4132dx	B46-1038	V36-4133sx/4134dx	B46-1038			
<b>306 Cabrio (7E - N3/5)</b>												
1.6 - 1.8 - 2.0	3.93>	70 10 120				V36-4131sx/4132dx	B46-1038	V36-4133sx/4134dx	B46-1038			
<b>307 Berlina (3A/C)</b>												
1.4 - 1.6 - 2.0	8.00>	10 70 004 01 22	20 70 004 01 22			VE3-5274	BE5-6860	VE3-5275	BE5-6861	HE5-A081		
1.4 HDI - 1.6 HDI - 2.0 HDI	8.00>	10 70 004 02 22	20 70 004 01 22			VE3-5274	BE5-6860	VE3-5275	BE5-6861	HE5-A081		
<b>307 SW (3H)</b>												
1.4 - 1.6 - 2.0	3.02>	10 70 004 05 22				VE3-5274	BE5-6860	VE3-5275	BE5-6968	HE5-A081		
1.4 HDI - 1.6 HDI - 2.0 HDI	3.02>	10 70 004 06 22				VE3-5274	BE5-6860	VE3-5275	BE5-6968	HE5-A081		
<b>307 CC (3B)</b>												
1.6 - 2.0	10.03>	10 70 004 09 22				VE3-5274	BE5-6860	VE3-5275	BE5-6861	HE5-A081		
2.0 HDI	6.05>	10 70 004 10 22				VE3-5274	BE5-6860	VE3-5275	BE5-6861	HE5-A081		
<b>309 (10A/C - 3A/C)</b>												
1.1 - 1.3 - 1.6 - 1.9 - 1.8 D - 1.9 D	10.85-12.93					V36-0547dx/0548sx	B36-1039					
1.9 GTI - 1.9 GTI 16V	10.86-12.93	70 05 120				V36-0547dx/0548sx	B36-1039					
<b>405 I Berlina (15B)</b>												
1.4 - 1.6 - 1.9 - 1.8 TD - 1.9 D	1.87-12.93	70 06 120				V36-0552	B46-1510 ©					
						©= escl. 4WD						
<b>405 I Break (15E)</b>												
1.6 - 1.9 - 1.8 TD - 1.9 D	10.88-8.92	70 06 120				V36-0552	B46-1510 ©					
						©= escl. 4WD						

Marca e Modello	anno costruzione	Pro-Kit fino a ca. -30 mm*	Eibach Sportline fino a ca. -50 mm	Barre antirollio	Bilstein Sport (B6) per assetti standard		Bilstein Sprint (B8) per assetti ribassati fino a 50 mm		Kit Bilstein			
					Anteriore	Posteriore	Anteriore	Posteriore	PSS (B14) reg. in altezza	PSS9 (B16) ...e taratura	PSS 10 reg. in altezza e taratura	B16 Ride Control
<b>405 II Berlina (4B)</b>												
1.4 - 1.6 - 1.8 - 2.0 - 1.9 D - 1.9 TD	8.92-10.95	70 06 120			V36-0552	B46-1510 ©						
					©= escl. 4WD							
<b>405 II Break (4E)</b>												
1.4 - 1.6 - 1.8 - 2.0 - 1.9 D - 1.9 TD	8.92-10.96	70 06 120			V36-0552	B46-1510 ©						
					©= escl. 4WD							
<b>406 Berlina (8E)</b>												
1.6 - 1.8	11.95-5.04	70 14 140										
2.0 - 3.0 V6 - 1.9 TD - 2.1 TD - 2.0 HDI - 2.2 HDI	11.95-5.04	70 15 140										
<b>406 SW (8E/F)</b>												
1.8	10.96>	70 17 140										
2.0 - 3.0 V6 - 1.9 TD - 2.1 TD - 2.0 HDI - 2.2 HDI	10.96>	70 18 140										
<b>406 Coupé (8C)</b>												
2.0 - 2.2	3.97>	70 19 140										
3.0 V6 - 2.2 HDI	3.97>	70 20 140										
<b>407 Berlina</b>												
1.8 - 2.0 - 1.6HDI	5.04>	10 70 007 01 22			BE5-C274	BE5-C275	BE5-C276	BE5-C277				
2.0HDI - 2.2 - 2.2 HDI	5.04>	10 70 007 02 22			BE5-C274	BE5-C275	BE5-C276	BE5-C277				
<b>407 SW</b>												
1.8 - 2.0 - 1.6 HDI	5.04>	10 70 007 05 22			BE5-C274	BE5-C275	BE5-C276	BE5-C277				
2.0 HDI - 2.2 - 2.2 HDI	5.04>	10 70 007 06 22			BE5-C274	BE5-C275	BE5-C276	BE5-C277				
<b>806 (221)</b>												
1.8 - 2.0 - 1.9 TD - 2.0 HDI - 2.1 TD	6.94-8.02	70 12 140										
<b>807 (E)</b>												
2.0 - 2.2 - 3.0 V6 - 2.0 HDI - 2.2 HDI	6.02>	10 70 005 01 22										
<b>Partner (5F)</b>												
1.1 - 1.4 - 1.6 - 1.8 - 1.8 D - 1.9 D - 2.0 HDI	6.96-2.03	70 21 120										
1.4 - 1.6 - 1.6 HDI - 1.9 D - 2.0 HDI	3.03>	10 22 005 01 20										
<b>Expert (222 - 223 - 224)</b>												
1.6 - 2.0 - 1.9 D - 1.9 TD - 2.0 HDI	2.96>	70 12 140										
<b>Boxer (230P - 230L)</b>												
tutti modelli	>4.02					B46-1509 ©						
						©= taratura rinforzata						

Marca e Modello	anno costruzione	Pro-Kit fino a ca. -30 mm*	Eibach Sportline fino a ca. -50 mm	Barre antirollio	Bilstein Sport (B6) per assetti standard		Bilstein Sprint (B8) per assetti ribassati fino a 50 mm		PSS (B14) reg. in altezza	Kit Bilstein		
					Anteriore	Posteriore	Anteriore	Posteriore		PSS9 (B16) ...e taratura	PSS 10 reg. in altezza e taratura	B16 Ride Control
<b>PORSCHE</b>												
<b>911</b>												
tutti modelli ant. solo per montante Boge	72-11.90					P36-0115	B46-0975					
tutti modelli ant. solo per montante Bilstein	72-11.90					RE3-5050	B46-0975					
<b>911 Coupé (964)</b>												
3.3 Turbo - 3.3 Turbo S - 3.6 Carrera - 3.6 Carrera 4 - 3.6 Turbo	12.88-1.90	72 01 140				VE3-5277sx/5278dx	B46-1735 ©			GM5-C392 ©	GM5-D262	
3.3 Turbo - 3.3 Turbo S - 3.6 Carrera - 3.6 Carrera 4 - 3.6 Turbo	2.90-9.93	72 01 140				VE3-5277sx/5278dx	B46-1547 *			GM5-A614 *	GM5-D263	
3.6 Carrera RS	6.91-9.93					V36-0155sx/0156dx	B46-1487				GM5-D753	
©= amm. post. originale BOGE 964 333 05105 *= amm. post. originale BOGE 964 333 05700												
<b>911 Cabrio (964)</b>												
3.6 Carrera - 3.6 Carrera 4	12.88-1.90	72 01 140				VE3-5277sx/5278dx	B46-1735 ©			GM5-C392 ©	GM5-D262 ©	
3.6 Carrera - 3.6 Carrera 4	2.90-9.93	72 01 140				VE3-5277sx/5278dx	B46-1547 *			GM5-A614 *	GM5-D263 *	
©= amm. post. originale BOGE 964 333 05105 *= amm. post. originale BOGE 964 333 05700												
<b>911 Coupé (993)</b>												
3.6 Carrera - 3.6 Carrera 4 - 3.8 Carrera - 3.8 Carrera 4	10.93-9.97	72 08 140				VE3 4692sx/4693dx	BE5-6130sx/6131dx			GM5-8044	GM5-D268	
3.8 Carrera RS	6.95-09.97	72 08 140										
3.6 Turbo 4	3.95-9.97					VE3 4692sx/4693dx	BE5-6130sx/6131dx			GM5-8044	GM5-D268	
<b>911 Targa (993)</b>												
3.6 Carrera - 3.7 Carrera	8.95-9.97	72 08 140				VE3 4692sx/4693dx	BE5-6130sx/6131dx			GM5-8044	GM5-D268	
<b>911 Cabrio (993)</b>												
3.6 Carrera - 3.6 Carrera 4 - 3.8 Carrera - 3.8 Carrera 4	10.93-9.97	72 08 140				VE3 4692sx/4693dx	BE5-6130sx/6131dx			GM5-8044	GM5-D268	
<b>911 Coupé (996)</b>												
3.4 Carrera - 3.6 Carrera	9.97-7.04	72 13 140				VN7-4612	BE5-2993	VN7-4613	BE5-2994	GM5-8846	GM5-D534	
3.4 Carrera 4 - 3.6 Carrera 4 - 3.6 Carrera 4S	6.97-7.04					VN3-5256	BE5-6811	VN3-5272	BE5-6859	GM5-8848		
3.6 Turbo 4 - 3.6 Turbo 4S	6.00-7.04					VN3-5256	BE5-6811	VN3-5272	BE5-6859	GM5-8877	GM5-D536	
3.6 GT2 - 3.6 GT3	3.99-7.04					VM3-62463M0 ©	BM5-62464M0 ©					
©= amm. regolabile in altezza e taratura tipo B16												
<b>911 Targa (996)</b>												
3.6	12.01>	72 13 140				VN7-4612	BE5-2993	VN7-4613	BE5-2994	GM5-8846	GM5-D534	
<b>911 Cabrio (996)</b>												
3.4 Carrera - 3.6 Carrera	2.98>					VN7-4612	BE5-2993	VN7-4613	BE5-2994	GM5-8846	GM5-D534	
3.4 Carrera 4 - 3.6 Carrera 4 - 3.6 Carrera 4S	2.98>					VN3-5256	BE5-6811	VN3-5272	BE5-6859	GM5-8848		
3.6 Turbo 4 - 3.6 Turbo 4S	2.98>					VN3-5256	BE5-6811	VN3-5272	BE5-6859	GM5-8877	GM5-D536	

Marca e Modello	anno costruzione	Pro-Kit fino a ca. -30 mm*	Eibach Sportline fino a ca. -50 mm	Barre antirollio	Bilstein Sport (B6) per assetti standard		Bilstein Sprint (B8) per assetti ribassati fino a 50 mm		PSS (B14) reg. in altezza	Kit Bilstein		
					Anteriore	Posteriore	Anteriore	Posteriore		PSS9 (B16) ...e taratura	PSS 10 reg. in altezza e taratura	B16 Ride Control
<b>911 Coupé (997)</b>												
3.6 Carrera - 3.8 Carresra S senza sosp. elettronica	7.04>	10 72 007 01 22		40 72 007 01 11	VE3-B821	BE5-B822	VE3-B823	BE5-B824	HE5-B460	GM5-B557		
3.6 Carrera - 3.8 Carresra S con sosp. Elettronica incl. Chrono Plus	7.04>	10 72 007 01 22		40 72 007 01 11	VA3-B825	BA5-B826	VA3-B827	BA5-B828		GA5-B560		
3.6 Carrera 4 - 3.8 Carresra 4S senza sosp. elett.	4.05>				VE3-D593sx/D594dx	BE5-B822	VE3-D591sx/D592dx	BE5-B824				GM5-D588
3.6 Carrera 4 - 3.8 Carresra 4S con sosp. Elettronica incl. Chrono Plus	7.04>				VA3-D586sx/D587dx	BA5-B826	VA3-D584sx/D585dx	BA5-B828		GA5-D581		
3.6 Turbo senza sosp. elettronica	3.06>	10 72 007 02 22			VE3-D593sx/D594dx	BE5-B822	VE3-D591sx/D592dx	BE5-B824				GM5-D601
3.6 Turbo con sosp. elettronica	3.06>	10 72 007 02 22			VA3-D586sx/D587dx	BA5-B826	VA3-D584sx/D585dx	BA5-B828		GA5-D598		
3.6 GT3 con sosp. elettronica	3.06>				VA3-D607	BA5-D606				GA5-D604		
<b>911 Cabrio (997)</b>												
3.6 Carrera - 3.8 Carresra S senza sosp. elettronica	4.05>	10 72 007 01 22		40 72 007 01 11	VE3-B821	BE5-B822	VE3-B823	BE5-B824	HE5-B460	GM5-B557		
3.6 Carrera - 3.8 Carresra S con sosp. Elettronica incl. Chrono Plus	4.05>	10 72 007 01 22		40 72 007 01 11	VA3-B825	BA5-B826	VA3-B827	BA5-B828		GA5-B560		
3.6 Carrera 4 - 3.8 Carresra 4S senza sosp. elett.	4.05>				VE3-D593sx/D594dx	BE5-B822	VE3-D591sx/D592dx					GM5-D588
3.6 Carrera 4 - 3.8 Carresra 4S con sosp. Elettronica incl. Chrono Plus	4.05>				VA3-D586sx/D587dx	BA5-B826	VA3-D584sx/D585dx	BA5-B828		GA5-D581		
<b>924</b>												
2.0 - 2.0 Turbo - 2.0 Carrera GT ant. solo per montante Boge	11.75-8.89				P30-0040	B36-0161						
2.5 S ant. solo per montante Boge	10.81>				P30-0040	B36-2052						
<b>928</b>												
4.4 - 4.6 S	>2.84					B46-0974						
4.6 S - 4.9 S - 4.9 S4 - 5.0 S4 - 5.0 GT - 5.4 GTS	2.84-11.95				B46-0966	B46-0974						
<b>944</b>												
2.5 120KW ant. solo per montante Boge	6.81-8.84				P30-0040	B36-0161						
2.5 (110, 118KW) - 2.5 S -2.5 Turbo - 2.7 - 3.0 S2 ant. solo per montante Boge	1.85-7.91				P30-0040	B36-2052						
<b>944 Cabrio</b>												
3.0 S2 ant. solo per montante Boge	12.88-7.97				P30-0040	B36-2052						
<b>Boxster (986)</b>												
2.5 24V - 2.7 24V - S 3.2	9.96>	72 12 140			VN7-4621 ©	VN3-4622 ©	VN7-4623 ©	VN3-4624 ©		GM5-8847 ©		
					©= escl. modelli con assetto sportivo di serie							
<b>Boxster (987)</b>												
2.7 - S 3.2 senza sosp. elettronica	11.04>	10 72 006 01 22		40 72 006 01 11	VE3-C218	VE3-C219	VE3-C220	VE3-C221	HE5-C192	GM5-C189		
2.7 - S 3.2 con sosp. elettronica	11.04>	10 72 006 01 22		40 72 006 01 11	VA3-C213	VA3-C214	VA3-C211	VA3-C212		GA5-C204		
<b>Cayman</b>												
2.7 - S 3.4 senza sosp. elettronica	1.06>	10 72 008 01 22			VE3-C218	VE3-C219	VE3-C220	VE3-C221	HE5-C192	GM5-C189		
2.7 - S 3.4 con sosp. Elettronica	1.06>	10 72 008 01 22			VA3-C213	VA3-C214	VA3-C211	VA3-C212		GA5-C204		
<b>Cayenne (955)</b>												
3.2 - S 4.5	9.02>	10 72 005 01 22		40 72 005 01 11	VE3-B055sx/B056dx	BE5-B057	VE3-B058sx/B059dx	BE5-B060				
Turbo 4.5	9.02>				VE3-B055sx/B056dx	BE5-B057	VE3-B058sx/B059dx	BE5-B060				

Marca e Modello	anno costruzione	Pro-Kit fino a ca. -30 mm*	Eibach Sportline fino a ca. -50 mm	Barre antirollio	Bilstein Sport (B6) per assetti standard		Bilstein Sprint (B8) per assetti ribassati fino a 50 mm		Kit Bilstein		
					Anteriore	Posteriore	Anteriore	Posteriore	PSS (B14) reg. in altezza	PSS9 (B16) ...e taratura	PSS 10 reg. in altezza e taratura
<b>RENAULT</b>											
<b>Twingo (C06)</b>											
1.2 - 1.2 16V	3.93>	75 18 140			V32-4060 ©	B36-1915					
					©= >09.99						
<b>Super 5 (B/C40)</b>											
1.0 - 1.1 - 1.4 - 1.4 Turbo - 1.7 - 1.7i - 1.6 D	10.84-12.96					B36-0994		B36-0994			
<b>Clio A (B/C57_ - 5/357_)</b>											
1.1 - 1.2	5.90-9.98	75 13 120	20 75 001 01 20								
1.4 - 1.6	5.90-12.93	75 13 120	20 75 001 01 20		V36-4046	B46-1833	V36-4046	B46-1833			
1.4 - 1.6	1.94-9.98	75 13 120	20 75 001 01 20		VE3-4274	B46-1833	VE3-4274	B46-1833			
1.9 D	5.90-12.93	75 14 120	20 75 001 01 20		V36-4046	B46-1833	V36-4046	B46-1833			
1.9 D	1.94-9.98	75 14 120	20 75 001 01 20		VE3-4274	B46-1833	VE3-4274	B46-1833			
1.8 - 1.8 16V incl. mod. S incl. cond.	5.90-12.93	75 14 120	20 75 001 01 20		V36-4047	B46-1833	V36-4047	B46-1833			
1.8 - 1.8 16V incl. mod. S escl. cond.	5.90-12.93	75 13 120	20 75 001 01 20		V36-4047	B46-1833	V36-4047	B46-1833			
1.8 - 1.8 16V incl. mod. S incl. cond.	1.94-9.98	75 14 120	20 75 001 01 20		VE3-4325	BE5-2631	VE3-4325	BE5-2631			
1.8 - 1.8 16V incl. mod. S escl. cond.	1.94-9.98	75 13 120	20 75 001 01 20		VE3-4325	BE5-2631	VE3-4325	BE5-2631			
2.0 16V Williams	1.94-9.98	75 14 120	20 75 001 01 20		VE3-4183	B46-2185					
<b>Clio B (BB0/1/2_ - CB0/1/2_)</b>											
1.2 8V - 1.2 16V	9.98-9.05	10 75 001 01 22	20 75 001 02 22		VE3-5114 ©	BE5-6573	VE3-5115 ©	BE5-6574			
1.4 8V - 1.4 16V - 1.6 8V	9.98-9.05	10 75 001 01 22	20 75 001 02 22		VE3-5116 *	BE5-6573	VE3-5117 *	BE5-6574			
1.5 dCi - 1.9 D - 1.9 dTi	9.98-9.05	10 75 001 02 22	20 75 001 03 22		VE3-5116 *	BE5-6573	VE3-5117 *	BE5-6574			
1.6 16V Sport (107CV)	9.98-9.05	10 75 001 03 22	20 75 001 03 22		VE3-5116 *	BE5-6573	VE3-5117 *	BE5-6574			
RS 2000	2.00-9.05	10 75 001 03 22							HE5-8775 (#)		
					©= interasse staffa inferiore 52mm * = interasse staffa inferiore 58mm (#) = solo 169CV						
<b>Clio C (BR0/1 - CR0/1)</b>											
1.2	9.05>	10 75 008 01 22			VE3-C862	BE5-C863					
1.4 - 1.6 - 2.0 - 1.5 dCi	9.05>	10 75 008 02 22			VE3-C862	BE5-C863					
Sport RS	7.06>	10 75 008 07 22				BE5-C863					
<b>Modus (F/JPO_)</b>											
1.2 - 1.4	12.04>	10 75 007 01 22									
1.6 - 1.5 dCi	12.04>	10 75 007 02 22									
<b>R19 Berlina - Chamade - Cabrio (B/C53_ - D53_ - L53_ - 853_)</b>											
1.2	1.88-6.96	75 11 120									
1.4 - 1.7 - 1.9 D con 2 barre di torsione	1.88-6.96	75 11 120			V36-0400	B46-1718	V36-4025	B46-1717			
1.4 - 1.7 - 1.9 D con 4 barre di torsione	1.88-6.96	75 11 120			V36-0400	B46-1602	V36-4025	B46-1701			
1.8 - 1.9 dT con 2 barre di torsione	1.88-6.96				V36-0400	B46-1718	V36-4025	B46-1717			
1.8 - 1.9 dT con 4 barre di torsione	1.88-6.96				V36-0400	B46-1602	V36-4025	B46-1701			
1.8 16V	10.89-6.96	75 15 120			V36-4016	B46-1602	V36-4016	B46-1701			
<b>Mégane I Berlina - Coach e Cabrio (BA0/1_ - LA0/1_ - DA0/1_ - EA0/1_)</b>											
1.4 8V - 1.6 8V - 2.0 8V	1.96-10.02	75 20 120			VN7-4337	BE5-2651	VN7-4337	BE5-2651			
1.4 16V - 1.6 16V - 1.8 16V	1.96-10.02				VN7-4337	BE5-2651	VN7-4337	BE5-2651			
1.9 D - 1.9 dT - 1.9 dTi - 1.9 TDI - 1.9 dCi	1.96-10.02				VN7-4337	BE5-2651	VN7-4337	BE5-2651			

Marca e Modello	anno costruzione	Pro-Kit fino a ca. -30 mm*	Eibach Sportline fino a ca. -50 mm	Barre antirollio	Bilstein Sport (B6) per assetti standard		Bilstein Sprint (B8) per assetti ribassati fino a 50 mm		Kit Bilstein		
					Anteriore	Posteriore	Anteriore	Posteriore	PSS (B14) reg. in altezza	PSS9 (B16) ...e taratura	PSS 10 reg. in altezza e taratura
<b>Mégane II Berlina 3 e 5 porte 2 volumi (BM0/1_ - CM0/1_)</b>											
1.4 - 1.6 - 1.5 dCi	11.02>	10 75 003 01 22			VN7-A262	BE5-A263	VN7-A264	BE5-A265			
2.0 - 2.0 T - 1.9 dCi - 2.0 dCi	11.02>	10 75 003 02 22			VN7-A262	BE5-A263	VN7-A264	BE5-A265			
RS 2.0 T	4.04>	10 75 003 15 22									
<b>Mégane II Berlina 4 porte 3 volumi (LM0/1_)</b>											
1.4 - 1.6 - 1.5 dCi	9.03>	10 75 003 07 22			VN7-A262	BE5-A263	VN7-A264	BE5-A265			
2.0 - 1.9 dCi - 2.0 dCi	9.03>	10 75 003 08 22			VN7-A262	BE5-A263	VN7-A264	BE5-A265			
<b>Mégane II Grandtour (KM0/1_)</b>											
1.4 - 1.6 - 1.5 dCi	9.03>	10 75 003 05 22			VN7-A262	BE5-A263	VN7-A264	BE5-A265			
2.0 - 2.0 T - 1.9 dCi - 2.0 dCi	9.03>	10 75 003 06 22			VN7-A262	BE5-A263	VN7-A264	BE5-A265			
<b>Mégane II Coupè-Cabriolet (EM0/1_)</b>											
1.6 - 1.5 dCi	9.03>	10 75 003 09 22			VN7-A262	BE5-A263	VN7-A264	BE5-A265			
2.0- 2.0 T - 1.9 dCi - 2.0 dCi	9.03>	10 75 003 10 22			VN7-A262	BE5-A263	VN7-A264	BE5-A265			
<b>Mégane Scénic I (JA0/1_)</b>											
1.4 8V - 1.6 8V - 2.0 8V escl. 2.0 16V	1.97-9.99	75 23 120			VN7-4337	BE5-2650	VN7-4337	BE5-2650			
1.9 D - 1.9 dT - 1.9 dTi escl. 2.0 16V	1.97-9.99				VN7-4337	BE5-2650	VN7-4337	BE5-2650			
<b>Scénic I (JA0/1_)</b>											
1.4 - 1.6 - 1.8 escl. 2.0 16V	9.99-6.03	75 23 120			VN7-4337	BE5-2650	VN7-4337	BE5-2650			
1.9 dTi - 1.9 dCi escl. 2.0 16V	9.99-6.03				VN7-4337	BE5-2650	VN7-4337	BE5-2650			
<b>Scénic II (JM0/1_)</b>											
1.4 - 1.6 - 1.5dCi	6.03>	10 75 005 01 22			VN7-A673	BE5-A263	VN7-A674	BE5-A265			
2.0- 2.0T - 1.9dCi - 2.0dCi	6.03>	10 75 005 02 22			VN7-A673	BE5-A263	VN7-A674	BE5-A265			
<b>Grand Scénic (JM)</b>											
1.6 - 1.5dCi	4.04>	10 75 005 06 22			VN7-A673	BE5-A263	VN7-A674	BE5-A265			
2.0- 2.0T - 1.9dCi - 2.0dCi	4.04>	10 75 005 07 22			VN7-A673	BE5-A263	VN7-A674	BE5-A265			
<b>Laguna I Berlina (B56_ - 556_)</b>											
1.6 - 1.8 - 1.8 16V - 2.0 - 2.0 16V - 3.0 - 3.0 24V	11.93-3.01	75 19 120									
<b>Laguna II Berlina (BG0/1_)</b>											
1.6 - 1.8 - 2.0 - 2.0 Turbo - 1.9 dCi	3.01>	10 75 002 01 22									
3.0 - 2.0 dCi - 2.2 dCi	3.01>	10 75 002 02 22									
<b>Laguna II Grandtour (KG0/1_)</b>											
1.6 - 1.8 - 2.0 - 2.0 Turbo - 1.9 dCi	3.01>	10 75 002 03 22									
3.0 - 2.0 dCi - 2.2 dCi	3.01>	10 75 002 04 22									
<b>Espace II (J/S63_)</b>											
2.0 - 2.2 - 2.8 V6 - 2.1 TD escl. 4x4	01.91-12.96				B46-1638	B36-1639					
<b>Espace IV (JK0/1_) escl. Grand Espace</b>											
2.0 - 2.0 T - 3.5 - 1.9 dCi - 2.0 dCi - 2.2 dCi	11.02>	10 75 004 01 22									
3.0 dCi	11.02>	10 75 004 03 22									

ROVER

Marca e Modello	anno costruzione	Pro-Kit fino a ca. -30 mm*	Eibach Sportline fino a ca. -50 mm	Barre antirollio	Bilstein Sport (B6) per assetti standard		Bilstein Sprint (B8) per assetti ribassati fino a 50 mm		Kit Bilstein			
					Anteriore	Posteriore	Anteriore	Posteriore	PSS (B14) reg. in altezza	PSS9 (B16) ...e taratura	PSS 10 reg. in altezza e taratura	B16 Ride Control
<b>ROVER</b>												
CityRover (MAT6)												
1.4	1.04>	10 76 003 01 22										
Serie 200 2 volumi e Coupé (XW)												
214 - 216 - 220	10.89-5.96	76 02 140										
Serie 200 (RF)												
211 - 214 - 216 - 218	11.95-3.00	76 07 140										
Serie 25 (RF)												
1.2 - 1.4 - 1.6 - 1.8	10.99>	76 07 140										
Serie 400 (XW) Berlina e Tourer												
1.4 - 1.6	4.90-4.95	76 02 140										
Serie 400 (RT) Berlina e 2 volumi												
1.4 - 1.6 - 2.0	5.95-3.00	76 05 140			BE3-6055sx/6056dx	BE5-6041	B36-1603sx/1604dx	BE5-6042				
2.0 D - 2.0 Di	5.95-3.00				BE3-6055sx/6056dx	BE5-6041	B36-1603sx/1604dx	BE5-6042				
Serie 45 (RT)												
1.4 - 1.6 - 1.8	2.00>	76 05 140			BE3-6055sx/6056dx	BE5-6041	B36-1603sx/1604dx	BE5-6042				
2.0 - 2.0TD	2.00>				BE3-6055sx/6056dx	BE5-6041	B36-1603sx/1604dx	BE5-6042				
Serie 75 (RJ)												
1.8	7.99>	76 10 140										
1.8T - 2.0 - 2.5 - 2.0 CDT - 2.0CDTi	7.99>	76 11 140										
Serie 75 Tourer (RJ)												
1.8	08.01>	76 10 140										
1.8T - 2.0 - 2.5 - 2.0 CDT - 2.0CDTi	08.01>	76 11 140										
Serie 600 (RH)												
618 i/Si - 620 i/Si/Ti - 623 Si - 620 Sdi	8.93-2.99				B36-1721sx/1722dx	B46-1723	B36-1608sx/1609dx	B46-1606				
<b>SAAB</b>												
Saab 900 II (Berlina - Coupé - Cabrio)												
2.0 - 2.0 Turbo - 2.3 - 2.5	7.93-2.98	78 04 140			PE3-3087	BE5-2538	PE3-3087	BE5-2538				
Saab 9.3 Berlina e Cabrio (YS3D)												
2.0i - 2.0 Turbo - 2.0 SE Turbo - 2.3i - 2.3 Turbo - 2.2 TiD	2.98-8.03	78 07 140			PE3-3104	BE5-2757	PE3-3105	BE5-2758				
Saab 9.3 Berlina (YS3F) escl. Cabrio												
1.8i - 1.8 Turbo - 2.0 Turbo - 2.8 Turbo V6 - 1.9 TiD - 2.2 TiD	9.02>	10 78 003 01 22			VE3-A250sx/A251dx	BE5-A252	VE3-A253sx/A254dx	BE5-A255				
Saab 9.3 SportHatch (YS3F)												
1.8i - 2.0 Turbo - 2.8 Turbo V6 - 1.9 TiD	3.05>	10 78 003 05 22			VE3-A250sx/A251dx	BE5-A252	VE3-A253sx/A254dx	BE5-A255				
Saab 9000												
2.0 16V - 2.0 16V Turbo - 2.3 16V - 2.3 16V Turbo - 3.0 24V V6	9.84-12.98					B36-1785						

SAAB

Marca e Modello	anno costruzione	Pro-Kit fino a ca. -30 mm*	Eibach Sportline fino a ca. -50 mm	Barre antirollio	Bilstein Sport (B6) per assetti standard		Bilstein Sprint (B8) per assetti ribassati fino a 50 mm		PSS (B14) reg. in altezza	Kit Bilstein		
					Anteriore	Posteriore	Anteriore	Posteriore		PSS9 (B16) ...e taratura	PSS 10 reg. in altezza e taratura	B16 Ride Control
<b>Saab 9.5 Berlina (YS3E)</b>												
2.0 t - 2.3 t - 2.3 Turbo - 3.0 V6t - 1.9 TiD - 2.2 TiD - 3.0 TiD	9.97-8.01	78 06 140				VE3-4371	BE3-2708	VE3-4388	BE3-2709			
2.0 t - 2.3 t - 2.3 Turbo - 3.0 V6t - 1.9 TiD - 2.2 TiD - 3.0 TiD	9.01>	78 06 140				VE3-5168	BE3-2708	VE3-5169	BE3-2709			
<b>Saab 9.5 SW (YS3E)</b>												
2.0 t - 2.3 t - 2.3 Turbo - 3.0 V6t - 1.9 TiD - 2.2 TiD - 3.0 TiD	10.98-8.01	78 08 140				VE3-4371	BE3-2708	VE3-4388	BE3-2709			
2.0 t - 2.3 t - 2.3 Turbo - 3.0 V6t - 1.9 TiD - 2.2 TiD - 3.0 TiD	9.01>	78 08 140				VE3-5168	BE3-2708	VE3-5169	BE3-2709			
<b>SEAT</b>												
<b>Malaga (023A)</b>												
1.2 - 1.5	11.84-12.93	81 05 140										
<b>Arosa (6H)</b>												
1.0 - 1.4 - 1.4 TDI - 1.7 SDI	5.97>	81 11 140		85 62 310		VE3-4619	BE3-2806	VE3-4620	BE3-2807			
<b>Ibiza I (021A)</b>												
0.9 - 1.2 - 1.5 - 1.7 - 1.7 D	8.84-12.93						V36-0272					
<b>Ibiza II (6K1)</b>												
1.0 - 1.3 - 1.4 - 1.6 - 1.8 - 2.0	3.93-8.99	81 08 140		81 08 320 *		VE3-4395	B36-2122	VE3-4396	B36-2119	HE5-8072	GM5-8073	
1.7 SDI - 1.9 D - 1.9 TD - 1.9 SDI - 1.9 TDI	3.93-8.99	81 16 140				VE3-4395	B36-2122	VE3-4396	B36-2119	HE5-8072	GM5-8073	
<b>Ibiza III (6K1)</b>												
1.0 - 1.4 - 1.6	8.99-2.02	10 81 001 01 22				VE3-4391	BE3-2619	VE3-4392	BE3-2620	HE5-8188	GM5-8189	
1.8 T - 1.9 SDI - 1.9 TDI	8.99-2.02	10 81 001 02 22				VE3-4391	BE3-2619	VE3-4392	BE3-2620	HE5-8188	GM5-8189	
<b>Ibiza IV (6L1)</b>												
1.2 - 1.4 - 1.6	2.02>	10 81 005 01 22		40 85 008 01 10		VE3-5217	BE3-6789	VE3-5218	BE3-6790	HE5-A634	GM5-A202	
1.8 T FR - 1.8 T Cupra R	12.03>	20 85 008 01 22						VE3-5218	BE3-6790	HE5-A634	GM5-A202	
1.4 TDI - 1.9 SDI - 1.9 TDI	02:02	10 81 005 02 22	20 85 008 01 22	40 85 008 01 10		VE3-5217	BE3-6789	VE3-5218	BE3-6790	HE5-A634	GM5-A202	
1.9 TDI Cupra R - 1.9 TDI FR	1.04>	20 85 008 01 22						VE3-5218	BE3-6790	HE5-A634	GM5-A202	
<b>Cordoba Berlina I (6K2/C2)</b>												
1.0 - 1.4 - 1.6 - 1.8 - 2.0	9.93-6.99	81 09 140				VE3-4395	B36-2122	VE3-4396	B36-2119	HE5-8072	GM5-8073	
1.7 SDI - 1.9 D - 1.9 TD - 1.9 SDI - 1.9 TDI	10.96-6.99	81 17 140				VE3-4395	B36-2122	VE3-4396	B36-2119	HE5-8072	GM5-8073	
<b>Cordoba Vario I (6K5)</b>												
1.4 - 1.6	8.96-6.99	81 12 140				VE3-4395	B36-2122	VE3-4396	B36-2119			
1.7 SDI - 1.9 SDI - 1.9 TDI	8.96-6.99	81 18 140				VE3-4395	B36-2122	VE3-4396	B36-2119			
<b>Cordoba Berlina II (6K2)</b>												
1.0 - 1.4 - 1.6	6.99-10.02	10 81 002 01 22				VE3-4391	BE3-2619	VE3-4392	BE3-2620	HE5-8188	GM5-8189	
1.8 T 20V Cupra	7.00-10.02							VE3-4392	BE3-2620	HE5-8188	GM5-8189	
1.9 SDI - 1.9 TDI	6.99-10.02	10 81 002 02 22				VE3-4391	BE3-2619	VE3-4392	BE3-2620	HE5-8188	GM5-8189	
<b>Cordoba Vario II (6K5)</b>												
1.4 - 1.6	6.99>	10 81 002 03 22				VE3-4391	BE3-2619	VE3-4392	BE3-2620			
1.9 SDI - 1.9 TDI	6.99>	10 81 002 04 22				VE3-4391	BE3-2619	VE3-4392	BE3-2620			

Marca e Modello	anno costruzione	Pro-Kit fino a ca. -30 mm*	Eibach Sportline fino a ca. -50 mm	Barre antirollio	Bilstein Sport (B6) per assetti standard		Bilstein Sprint (B8) per assetti ribassati fino a 50 mm		PSS (B14) reg. in altezza	Kit Bilstein		
					Anteriore	Posteriore	Anteriore	Posteriore		PSS9 (B16) ...e taratura	PSS 10 reg. in altezza e taratura	B16 Ride Control
<b>Cordoba Berlina III (6L)</b>												
1.2 -1.4 - 1.6 - 2.0	9.02>	10 81 006 01 22		40 85 008 01 10	VE3-5217	BE3-6789	VE3-5218	BE3-6790	HE5-A634	GM5-A202		
1.4 TDI - 1.9 SDI - 1.9 TDI	9.02>	10 81 006 02 22		40 85 008 01 10	VE3-5217	BE3-6789	VE3-5218	BE3-6790	HE5-A634	GM5-A202		
<b>Leon 2WD (1M)</b>												
1.4 - 1.6	10.99-8.05	81 19 140	20 81 003 01 22	40 85 005 01 11	VE3-4407	BE3-2623	VE3-4408	BE3-2624	HE5-C485	GM5-8065		
1.8 - 1.8 T - 1.9 SDI - 1.9 TDI (90 CV)	10.99-8.05	81 20 140	20 81 003 01 22	40 85 005 01 11	VE3-4407	BE3-2623	VE3-4408	BE3-2624	HE5-C485	GM5-8065		
1.9 TDI (100-110-130-150 CV)	10.99-8.05	81 21 140	20 81 003 02 22	40 85 005 01 11	VE3-4407	BE3-2623	VE3-4408	BE3-2624	HE5-C485	GM5-8065		
1.8T Cupra R	2.02-8.05	20 81 003 01 22					VE3-4638	BE3-2624	HE5-8047	GM5-8048		
<b>Leon 4WD (1M)</b>												
1.8 20V T 4	11.99>	10 81 003 02 22			VE3-4707	BE5-6034	VE3-4708	BE5-6035		GM5-8042		
2.8 Cupra 4 - 1.9 TDI Syncro	11.99>	10 81 003 02 22			VE3-4707	BE5-6034	VE3-4708	BE5-6035	HE5-8041	GM5-8042		
<b>Leon 2WD (1P)</b>												
1.4 16V - 1.6 - 1.6 16V 1.8 T 20V - 2.0 FSI (con camb. man.) Ø amm. ant. 50mm	8.05>	10 81 009 04 22	20 81 009 01 22	40 85 014 01 11	VE3-B375	BE5-A818	VE3-B376	BE5-A820	HE5-C834	GM5-B379	GM5-D523	
1.4 16V - 1.6 - 1.6 16V 1.8 T 20V - 2.0 FSI (con camb. man.) Ø amm. ant. 55mm	8.05>	10 81 009 04 22	20 81 009 01 22	40 85 014 01 11	VE3-A817	BE5-A818	VE3-A819	BE5-A820	HE5-C770	GM5-A577	GM5-D524	
1.8 T 20V - 2.0 FSI (con camb. autom.) - 2.0 TFSI Ø amm. ant. 50mm	8.05>	10 81 009 05 22	20 81 009 02 22	40 85 014 01 11	VE3-B375	BE5-A818	VE3-B376	BE5-A820	HE5-C834	GM5-B379	GM5-D523	
1.8 T 20V - 2.0 FSI (con camb. autom.) - 2.0 TFSI Ø amm. ant. 55mm	8.05>	10 81 009 05 22	20 81 009 02 22	40 85 014 01 11	VE3-A817	BE5-A818	VE3-A819	BE5-A820	HE5-C770	GM5-A577	GM5-D524	
1.9 TDI - 2.0 TDI (140 CV) Ø amm. ant. 50mm	8.05>	10 81 009 05 22	20 81 009 02 22	40 85 014 01 11	VE3-B375	BE5-A818	VE3-B376	BE5-A820	HE5-C834	GM5-B379	GM5-D523	
1.9 TDI - 2.0 TDI (140 CV) Ø amm. ant. 55mm	8.05>	10 81 009 05 22	20 81 009 02 22	40 85 014 01 11	VE3-A817	BE5-A818	VE3-A819	BE5-A820	HE5-C770	GM5-A577	GM5-D524	
2.0 TDI (170CV) Ø amm. ant. 55mm	2.06>	20 81 009 02 22		40 85 014 01 11	VE3-A817	BE5-A818	VE3-A819	BE5-A820	HE5-C770	GM5-A577	GM5-D524	
<b>Toledo I (1L)</b>												
1.6 - 1.8 - 1.8 16V - 2.0 - 2.0 16V - 1.9 D - 1.9 SDI - 1.9 TD - 1.9 TDI	1.91-3.99	81 03 140			VE3-4395	B36-1524	VE3-4396	B36-1529				
<b>Toledo II (1M2)</b>												
1.4 - 1.6	3.99-10.04	81 13 140	20 81 004 01 22	40 85 005 01 11	VE3-4407	BE3-2623	VE3-4408	BE3-2624	HE5-C485	GM5-8065		
1.8 20V - 1.8 20V T - 1.9 SDI - 1.9 TDI (90 CV)	3.99-10.04	81 14 140	20 81 004 01 22	40 85 005 01 11	VE3-4407	BE3-2623	VE3-4408	BE3-2624	HE5-C485	GM5-8065		
2.3 V5 - 2.3 V5 20V - 1.9 TDI (110-130-150 CV)	3.99-10.04	81 15 140	20 81 004 02 22	40 85 005 01 11	VE3-4407	BE3-2623	VE3-4408	BE3-2624	HE5-C485	GM5-8065		
<b>Toledo III (5P)</b>												
1.6 - 2.0FSI (con camb. manu.) Ø amm. ant. 50mm	10.04>	10 81 008 01 22		40 85 014 01 11	VE3-B375	BE5-A818	VE3-B376	BE5-A820	HE5-C834	GM5-B379	GM5-D523	
1.6 - 2.0FSI (con camb. manu.) Ø amm. ant. 55mm	10.04>	10 81 008 01 22		40 85 014 01 11	VE3-A817	BE5-A818	VE3-A819	BE5-A820	HE5-C770	GM5-A577	GM5-D524	
2.0 FSI (con camb. autom.) - 1.9 TDI - 2.0 TDI Ø amm. ant. 50mm	10.04>	10 81 008 02 22		40 85 014 01 11	VE3-B375	BE5-A818	VE3-B376	BE5-A820	HE5-C834	GM5-B379	GM5-D523	
2.0 FSI (con camb. autom.) - 1.9 TDI - 2.0 TDI Ø amm. ant. 55mm	10.04>	10 81 008 02 22		40 85 014 01 11	VE3-A817	BE5-A818	VE3-A819	BE5-A820	HE5-C770	GM5-A577	GM5-D524	

Marca e Modello	anno costruzione	Pro-Kit fino a ca. -30 mm*	Eibach Sportline fino a ca. -50 mm	Barre antirollio	Bilstein Sport (B6) per assetti standard		Bilstein Sprint (B8) per assetti ribassati fino a 50 mm		PSS (B14) reg. in altezza	Kit Bilstein		
					Anteriore	Posteriore	Anteriore	Posteriore		PSS9 (B16) ...e taratura	PSS 10 reg. in altezza e taratura	B16 Ride Control
<b>Altea</b>												
1.6 - 2.0 FSI (con camb. man.) amm. ant. Ø 50mm	5.04>	10 81 007 01 22		40 85 014 01 11	VE3-B375	BE5-A818	VE3-B376	BE5-A820	HE5-C834	GM5-B379	GM5-D523	
1.6 - 2.0 FSI (con camb. man.) amm. ant. Ø 55mm	5.04>	10 81 007 01 22		40 85 014 01 11	VE3-A817	BE5-A818	VE3-A819	BE5-A820	HE5-C770	GM5-A577	GM5-D524	
2.0 FSI (con camb. aut.) amm. ant. Ø 50mm	5.04>	10 81 007 02 22		40 85 014 01 11	VE3-B375	BE5-A818	VE3-B376	BE5-A820	HE5-C834	GM5-B379	GM5-D523	
2.0 FSI (con camb. aut.) amm. ant. Ø 55mm	5.04>	10 81 007 02 22		40 85 014 01 11	VE3-A817	BE5-A818	VE3-A819	BE5-A820	HE5-C770	GM5-A577	GM5-D524	
2.0 TFSI FR amm. ant. Ø 50mm	5.04>	10 81 007 02 22		40 85 014 01 11	VE3-B375	BE5-A818	VE3-B376	BE5-A820	HE5-C834	GM5-B379	GM5-D523	
2.0 TFSI FR amm. ant. Ø 55mm	5.04>	10 81 007 02 22		40 85 014 01 11	VE3-A817	BE5-A818	VE3-A819	BE5-A820	HE5-C770	GM5-A577	GM5-D524	
1.9 TDI - 2.0 TDI amm. ant. Ø 50mm	5.04>	10 81 007 02 22		40 85 014 01 11	VE3-B375	BE5-A818	VE3-B376	BE5-A820	HE5-C834	GM5-B379	GM5-D523	
1.9 TDI - 2.0 TDI amm. ant. Ø 55mm	5.04>	10 81 007 02 22		40 85 014 01 11	VE3-A817	BE5-A818	VE3-A819	BE5-A820	HE5-C770	GM5-A577	GM5-D524	
2.0 TDI FR amm. ant. Ø 50mm	5.04>	10 81 007 02 22		40 85 014 01 11	VE3-B375	BE5-A818	VE3-B376	BE5-A820	HE5-C834	GM5-B379	GM5-D523	
2.0 TDI FR amm. ant. Ø 55mm	5.04>	10 81 007 02 22		40 85 014 01 11	VE3-A817	BE5-A818	VE3-A819	BE5-A820	HE5-C770	GM5-A577	GM5-D524	
<b>Altea XL</b>												
1.6 - 2.0 FSI (con camb. man.)	10.06>	10 81 007 05 22		40 85 014 01 11	VE3-A817	BE5-A818	VE3-A819	BE5-A820	HE5-C770	GM5-A577	GM5-D524	
2.0 FSI (con camb. aut.) - 1.8 TFSI - 1.9 TDI - 2.0 TDI	10.06>	10 81 007 06 22		40 85 014 01 11	VE3-A817	BE5-A818	VE3-A819	BE5-A820	HE5-C770	GM5-A577	GM5-D524	
<b>Alhambra (7V8 - 7V9)</b>												
1.8 T 20V - 2.0i	4.96>	81 07 140			VE3-A350	BE5-A352	VE3-A351	BE5-A353				
2.8 V6 - 2.8 V6 4-Motion - 1.9 TDI - 1.9 TDI 4-Motion	4.96>	81 10 140			VE3-A350	BE5-A352	VE3-A351	BE5-A353				
<b>SKODA</b>												
<b>Favorit (781 -785)</b>												
1.3 135 - 1.3 135 Forman	>6.95	79 01 140										
<b>Felicia SW (6U5)</b>												
1.3 - 1.6 - 1.9 D	7.95-6.01	79 04 140										
<b>Fabia Berlina (6Y2)</b>												
1.0 - 1.2 - 1.4 - 1.4 16V	8.99>	79 10 140		40 85 008 01 10	VE3-5217	BE3-6789	VE3-5218	BE3-6790	HE5-A634	GM5-A202		
2.0 - 1.4 TDI - 1.9 SDI - 1.9 TDI	8.99>	79 11 140		40 85 008 01 10	VE3-5217	BE3-6789	VE3-5218	BE3-6790	HE5-A634	GM5-A202		
1.9 TDI RS	9.03>	10 79 001 05 22		40 85 008 01 10	VE3-5217	BE3-6789	VE3-5218	BE3-6790	HE5-A634	GM5-A202		
<b>Fabia SW (6Y5)</b>												
1.2 - 1.4 - 1.4 16V	4.00>	10 79 001 01 22		40 85 008 01 10	VE3-5217	BE3-6789	VE3-5218	BE3-6790	HE5-A634	GM5-A202		
2.0 - 1.4 TDI - 1.9 SDI - 1.9 TDI	4.00>	10 79 001 02 22		40 85 008 01 10	VE3-5217	BE3-6789	VE3-5218	BE3-6790	HE5-A634	GM5-A202		
<b>Fabia 3 volumi (6Y3)</b>												
1.2 - 1.4 - 1.4 16V	10.99>	10 79 001 01 22		40 85 008 01 10	VE3-5217	BE3-6789	VE3-5218	BE3-6790	HE5-A634	GM5-A202		
2.0 - 1.4 TDI - 1.9 SDI - 1.9 TDI	10.99>	10 79 001 02 22		40 85 008 01 10	VE3-5217	BE3-6789	VE3-5218	BE3-6790	HE5-A634	GM5-A202		
<b>Roomster (5J)</b>												
1.2 - 1.4 - 1.6	9.06>	10 79 005 01 22										
1.4 TDI - 1.9 TDI	9.06>	10 79 005 02 22										
<b>Octavia Berlina 2WD (1U2)</b>												
1.4 - 1.6 -2.0 (con camb. man.) 1.9 SDI	9.96-4.04	79 05 140	20 79 002 01 22	40 85 005 01 11	VE3-4407	BE3-2543	VE3-4408	BE3-2544				
1.8 - 1.8 T - 2.0 (con camb. autom.) - 1.9 TDI	9.96-4.04	79 07 140	20 79 002 02 22	40 85 005 01 11	VE3-4407	BE3-2543	VE3-4408	BE3-2544				
<b>Octavia SW 2WD (1U5)</b>												
1.4 - 1.6 -2.0 (con camb. man.) 1.9 SDI	5.98-12.04	79 08 140		40 85 005 01 11	VE3-4407	BE3-2800	VE3-4408	BE3-2801				
1.8 - 1.8 T - 2.0 (con camb. autom.) - 1.9 TDI	5.98-12.04	79 09 140		40 85 005 01 11	VE3-4407	BE3-2800	VE3-4408	BE3-2801				

Marca e Modello	anno costruzione	Pro-Kit fino a ca. -30 mm*	Eibach Sportline fino a ca. -50 mm	Barre antirollio	Bilstein Sport (B6) per assetti standard		Bilstein Sprint (B8) per assetti ribassati fino a 50 mm		PSS (B14) reg. in altezza	Kit Bilstein		
					Anteriore	Posteriore	Anteriore	Posteriore		PSS9 (B16) ...e taratura	PSS 10 reg. in altezza e taratura	B16 Ride Control
<b>Octavia Berlina 2WD (1Z3)</b>												
1.4 - 1.6 amm. ant. Ø 50mm	5.04>	10 79 004 01 22		40 79 004 01 11		VE3-B375	BE5-A818	VE3-B376	BE5-A820	HE5-C834	GM5-B379	GM5-D523
1.4 - 1.6 amm. ant. Ø 55mm	5.04>	10 79 004 01 22		40 79 004 01 11		VE3-A817	BE5-A818	VE3-A819	BE5-A820	HE5-C770	GM5-A577	GM5-D524
2.0 FSI - 1.9 TDI - 2.0 TDI amm. ant. Ø 50mm	5.04>	10 79 004 02 22		40 79 004 01 11		VE3-B375	BE5-A818	VE3-B376	BE5-A820	HE5-C834	GM5-B379	GM5-D523
2.0 FSI - 1.9 TDI - 2.0 TDI amm. ant. Ø 55mm	5.04>	10 79 004 02 22		40 79 004 01 11		VE3-A817	BE5-A818	VE3-A819	BE5-A820	HE5-C770	GM5-A577	GM5-D524
2.0 RS (2.0 TFSI) - 2.0 TDI RS	1.06>	10 79 004 02 22										
<b>Octavia SW 2WD (1Z5)</b>												
1.6 amm. ant. Ø 50mm	8.04>	10 79 004 03 22		40 79 004 01 11		VE3-B375	BE5-A818	VE3-B376	BE5-A820	HE5-C834	GM5-B379	GM5-D523
1.6 amm. ant. Ø 55mm	8.04>	10 79 004 03 22		40 79 004 01 11		VE3-A817	BE5-A818	VE3-A819	BE5-A820	HE5-C770	GM5-A577	GM5-D524
2.0 FSI - 1.9 TDI - 2.0 TDI amm. ant. Ø 50mm	8.04>	10 79 004 04 22		40 79 004 01 11		VE3-B375	BE5-A818	VE3-B376	BE5-A820	HE5-C834	GM5-B379	GM5-D523
2.0 FSI - 1.9 TDI - 2.0 TDI amm. ant. Ø 55mm	8.04>	10 79 004 04 22		40 79 004 01 11		VE3-A817	BE5-A818	VE3-A819	BE5-A820	HE5-C770	GM5-A577	GM5-D524
2.0 RS (2.0 TFSI) - 2.0 TDI RS	1.06>	10 79 004 04 22										
<b>Octavia SW 4WD (1Z5)</b>												
2.0 FSI 4x4 - 1.9 TDI 4x4 amm. ant. Ø 50mm	11.04>					VE3-B375	BE5-A818	VE3-B376	BE5-A820	HE5-C834	GM5-B379	GM5-D523
2.0 FSI 4x4 - 1.9 TDI 4x4 amm. ant. Ø 55mm	11.04>					VE3-A817	BE5-A818	VE3-A819	BE5-A820	HE5-C770	GM5-A577	GM5-D524
<b>Superb (3U4)</b>												
1.8 T - 2.0 - 1.9 TDI	2.02>	10 79 003 01 22				BE5-6512	BE5-6542	BE5-6513	BE5-6543	HE5-8824	GM5-8874	
2.8 - 2.5 TDI	2.02>	10 79 003 02 22				BE5-6512	BE5-6542	BE5-6513	BE5-6543	HE5-8824	GM5-8874	
<b>SSANGYONG</b>												
<b>Korando</b>												
Family 2.2D	1.88-12.96					B46-0186	B46-0196					
tutti modelli KJ	96>					B46-1676						
<b>SUBARU</b>												
<b>Impreza Berlina - Coupé - SW (GC - GF - GFC)</b>												
1.6 - 1.8 - 2.0 - 2.0 Turbo escl. STI	8.92-12.00	77 05 140		40 77 001 02 11		VE3-4580dx/4581sx	R30-5035 ©				GM5-8603	
STI>12.00				40 77 001 02 11							GM5-8603	
						©= per orig. KYB ø est. 51 mm						
<b>Impreza Berlina - SW (GD - GG)</b>												
1.6 - 2.0 - 2.0 WRX escl. STI	1.01-12.02	10 77 002 04 22		40 77 001 02 11						HE5-A179	GM5-A339	
1.6 - 2.0 - 2.0 WRX escl. STI	1.03-12.04	10 77 002 06 22								HE5-A179	GM5-A339	
1.6 - 2.0 - 2.0 WRX (interasse staffa inf. amm. ant.: 65x25,6mm)	1.05>									HE5-A179	GM5-A339	
1.6 - 2.0 - 2.0 WRX (interasse staffa inf. amm. ant.: 75x30mm)	1.05>									HE5-C422	GM5-C352	
2.0 STI	1.01-12.02									HE5-A179	GM5-A339	
2.0 STI - 2.5 STI (interasse staffa inf. amm. ant.: 65x25,6mm)	1.03>			40 77 001 03 11						HE5-A179	GM5-A339	
2.0 STI - 2.5 STI (interasse staffa inf. amm. ant.: 75x30mm)	1.03>			40 77 001 03 11						HE5-C422	GM5-C352	
<b>Legacy Berlina II (BD - BG)</b>												
2.0 - 2.2 - 2.5	9.94-03.99					R30-5028 ©	R30-5029 ©					
						©= per orig. KYB ø est. 51 mm						
<b>Legacy Berlina III (BE - BH)</b>												
2.0 - 2.5	10.98>					VE3-A168sx/A169dx	BE5-A170	VE3-4580sx/4581dx	BE5-2951	HE5-A174		
<b>Legacy SW III (BE - BH)</b>												
2.0 - 2.5	12.98>					VE3-A168sx/A169dx	BE5-A170	VE3-4580sx/4581dx	BE5-2951	HE5-A174		

Marca e Modello	anno costruzione	Pro-Kit fino a ca. -30 mm*	Eibach Sportline fino a ca. -50 mm	Barre antirollio	Bilstein Sport (B6) per assetti standard		Bilstein Sprint (B8) per assetti ribassati fino a 50 mm		Kit Bilstein		
					Anteriore	Posteriore	Anteriore	Posteriore	PSS (B14) reg. in altezza	PSS9 (B16) ...e taratura	PSS 10 reg. in altezza e taratura
<b>Legacy Berlina - SW IV (BE - BH)</b>											
2.0 - 2.5 - 3.0	9.03>					VE3-B830sx/B831dx	BE5-B832	VE3-B833sx/B834dx	BE5-B835		
ST19.03>				R36-5037		R36-5038					
<b>Forester (SG)</b>											
2.0 - 2.0 X - 2.0 S Turbo (con autolivellante)	9.02>	10 77 004 02 20									
<b>Outback (BE/BH)</b>											
2.5 - 3.0 H6	10.00>	10 77 003 01 22									
<b>SUZUKI</b>											
<b>Swift I (AA)</b>											
1.0 - 1.0 Turbo - 1.3 GXi/GXi	>12.89						B36-2249				
<b>Swift III (SG)</b>											
1.3 - 1.5 - 1.3DDiS escl. 4WD	2.05>	10 80 007 01 22									
<b>Baleno Berlina (EG)</b>											
1.3 - 1.6 - 1.8 GT - 1.9 TD	7.95>	80 05 140									
<b>Baleno SW (EG)</b>											
1.3 - 1.6 - 1.8 GT - 1.9 TD	8.96>	80 07 140									
<b>Ignis 2WD (FH)</b>											
1.3 10.00-9.03	10 80 001 01 22										
<b>Ignis (MH) escl. 4x4</b>											
1.3 - 1.5 - 1.3 DDiS	9.03>	10 80 001 02 22									
<b>Liana Berlina 2WD (ER)</b>											
1.3 - 1.6 - 1.4 DDiS	3.02>	10 80 004 01 22									
<b>Vitara incl. Cabrio(ET - TA)</b>											
1.6 - 2.0 - 2.5 V6 - 1.9 - 2.0 TD	7.88-3.99					V36-0399	B36-1588				
<b>Gran Vitara (FT - GT)</b>											
1.6 - 2.0 - 2.5V6 - 2.7 V6 - 2.7 XL-7 - 2.0 TD - 2.0 HDI	3.98-9.05					VE3-5001	BE3-6518				
<b>Gran Vitara</b>											
1.6 - 2.0	10.05>	10 80 008 01 22									
1.9 DDiS	10.05>	10 80 008 02 22									
<b>Wagon R+ (EM)</b>											
1.0 - 1.2 incl. 4WD	2.98-5.00					VE3-5225	BE3-6796				
<b>X90 (EL)</b>											
1.6 16V incl. 4WD	9.95>					V36-0399	B36-1588				
<b>Jimny/Samurai/Santana (SJ)</b>											
SJ 410/413 incl. 4WD	81-12.87					B46-1215	B46-0437				
SJ 410/413 Samurai/Santana incl. 4WD	1.88>					B46-1215	B46-1216				

Marca e Modello	anno costruzione	Pro-Kit fino a ca. -30 mm*	Eibach Sportline fino a ca. -50 mm	Barre antirollio	Bilstein Sport (B6) per assetti standard		Bilstein Sprint (B8) per assetti ribassati fino a 50 mm		Kit Bilstein			
					Anteriore	Posteriore	Anteriore	Posteriore	PSS (B14) reg. in altezza	PSS9 (B16) ...e taratura	PSS 10 reg. in altezza e taratura	B16 Ride Control
<b>Jimny (FJ)</b>												
1.3 16V - 1.5 DDIS incl. 4WD	9.98>					BE5-6062	BE5-6063					
<b>TOYOTA</b>												
<b>Starlet 2WD (P7)</b>												
1.0 - 1.3 - 1.5D	10.84-12.89	82 01 140				P30-0342	B46-1165					
<b>Starlet 2WD (P8)</b>												
1.0 - 1.3 - 1.5D	12.89-3.96	82 16 140										
<b>Starlet 2WD (P9)</b>												
1.3	4.96-3.99					RE2-5048	BE5-2352					
<b>Aygo (AB1)</b>												
1.0 - 1.4 D4-D	6.05>	10 82 020 03 22										
<b>Yaris (P1)</b>												
1.0 - 1.3 - 1.5 - 1.4 D4-D	4.99-1.06	82 60 140										
<b>Yaris Verso (NC/LP2_)</b>												
1.3 - 1.5 - 1.4 D4-D	11.99>	82 62 140										
<b>Yaris (XP9)</b>												
1.0 - 1.3	1.06>	10 82 019 01 22										
1.4 D4-D - 1.8 VVTi	1.06>	10 82 019 02 22										
<b>Camry SW (_V10)</b>												
2.2 - 3.0	3.92-7.96	82 32 140										
<b>Camry (_V20)</b>												
2.2 - 3.0	8.96-11.01	82 49 140										
<b>Camry (_V30)</b>												
2.4 - 3.0 V6	11.01>	10 82 011 02 22										
<b>Corolla Berlina (E8)</b>												
1.3 - 1.6 - 1.8 D	5.83-5.88					P30-0166	R30-5007					
<b>Corolla Berlina 2WD (E9)</b>												
1.3 - 1.6 - 1.8 D	7.87-6.93	82 06 140				P30-0345	R30-5015					
<b>Corolla Berlina (E10)</b>												
1.3 - 1.6 - 2.0 D	7.92-4.97	82 30 140										
<b>Corolla Berlina (E11)</b>												
1.4 - 1.6 - 1.9 D - 2.0 D - 2.0 D4-D	4.97-1.02	82 50 140										
<b>Corolla Berlina (E12)</b>												
1.4 - 1.6 - 1.8 - 1.4 D	1.02>	10 82 012 02 22				VE3-5346sx/5347dx	BE5-6924	VE3-5348sx/5349dx	BE5-6925		GM5-8875	
2.0 D-4D	1.02>	10 82 012 03 22				VE3-5346sx/5347dx	BE5-6924	VE3-5348sx/5349dx	BE5-6925		GM5-8875	

Marca e Modello	anno costruzione	Pro-Kit fino a ca. -30 mm*	Eibach Sportline fino a ca. -50 mm	Barre antirollio	Bilstein Sport (B6) per assetti standard		Bilstein Sprint (B8) per assetti ribassati fino a 50 mm		Kit Bilstein		
					Anteriore	Posteriore	Anteriore	Posteriore	PSS (B14) reg. in altezza	PSS9 (B16) ...e taratura	PSS 10 reg. in altezza e taratura
<b>Corolla SW (E10)</b>											
1.3 - 1.6 - 1.8 - 2.0 D	7.92-4.97	82 30 140									
<b>Corolla SW 2WD (E11)</b>											
1.4 - 1.6 - 1.9 D - 2.0 D - 2.0 D4-D	4.97-1.02	82 50 140									
<b>Corolla SW (E12)</b>											
1.4 - 1.6 - 1.4 D	1.02>	10 82 012 02 22			VE3-5346sx/5347dx	BE5-6924	VE3-5348sx/5349dx	BE5-6925		GM5-8875	
2.0 D-4D	1.02>	10 82 012 03 22			VE3-5346sx/5347dx	BE5-6924	VE3-5348sx/5349dx	BE5-6925		GM5-8875	
<b>Corolla Verso (E12)</b>											
1.4 - 1.6 - 1.8 - 1.4 D	1.02-5.04	10 82 012 02 22			VE3-5346sx/5347dx	BE5-6924	VE3-5348sx/5349dx	BE5-6925		GM5-8875	
2.0 D-4D	1.02-5.04	10 82 012 03 22			VE3-5346sx/5347dx	BE5-6924	VE3-5348sx/5349dx	BE5-6925		GM5-8875	
<b>Corolla Verso (R1)</b>											
1.6 - 1.8	4.04>	10 82 012 05 22									
2.0 D4-D - 2.2 D4-D	4.04>	10 82 012 06 22									
<b>Carina E Berlina (_T19_)</b>											
1.6 - 1.8 - 2.0 - 2.0 D - 2.0 TD	6.92-1.96	82 31 140									
<b>Carina E SW (_T19_)</b>											
1.6 - 1.8 - 2.0 - 2.0 D - 2.0 TD	1.93-9.97	82 34 140									
<b>Avensis Berlina e Liftback (_T22_)</b>											
1.6 - 1.8 - 2.0 - 2.0 TD - 2.0 D4-D	9.97-3.03	82 55 140									
<b>Avensis SW (_T22_)</b>											
1.6 - 1.8 - 2.0 - 2.0 TD - 2.0 D4-D	9.97-3.03	82 57 140									
<b>Avensis Berlina (_T25_)</b>											
1.6 - 1.8	4.03>	10 82 016 01 22									
2.0 - 2.4	4.03>	10 82 016 02 22									
2.0 D-4D - 2.2 D4-D - 2.2 D-CAT	4.03>	10 82 016 03 22									
<b>Avensis SW (_T25_)</b>											
1.6 - 1.8	4.03>	10 82 016 04 22									
2.0 - 2.4	4.03>	10 82 016 05 22									
2.0 D-4D - 2.2 D4-D - 2.2 D-CAT	4.03>	10 82 016 06 22									
<b>Avensis Verso (_M2_)</b>											
2.0 - 2.0 D4-D	8.01>	10 82 005 01 22									
<b>Celica Coupé (_T18_)</b>											
1.6	10.89-1.94	82 19 140			P30-0352	R30-5020					
2.0 GTI	10.89-1.94	82 07 140			P30-0352	R30-5020					
2.0 Turbo 4WD T18	10.89-1.94	82 33 140									
<b>Celica Cabrio (_T18_)</b>											
2.0 GTI	2.90-3.94	82 07 140			P30-0352	R30-5020					

Marca e Modello	anno costruzione	Pro-Kit fino a ca. -30 mm*	Eibach Sportline fino a ca. -50 mm	Barre antirollio	Bilstein Sport (B6) per assetti standard		Bilstein Sprint (B8) per assetti ribassati fino a 50 mm		Kit Bilstein			
					Anteriore	Posteriore	Anteriore	Posteriore	PSS (B14) reg. in altezza	PSS9 (B16) ...e taratura	PSS 10 reg. in altezza e taratura	B16 Ride Control
<b>Celica Coupé 2WD (_T20_)</b>												
1.8i 16V - 2.0i 16V	11.93-11.99	82 42 140										
<b>Celica Cabrio 2WD (_T20_)</b>												
2.0i 16V	11.93-11.99	82 42 140										
<b>Celica Coupé 2WD (ZZT23_)</b>												
1.8 16V VT-i - 1.8 16V TS	11.99>	82 61 140									HE5-8043	
<b>MR2 (_W2_)</b>												
2.0 16V	12.89-5.00	82 14 140				V36-4017sx/4018dx	V36-4019sx/4020dx				HE5-8797	
<b>MR2 (_W3_)</b>												
1.8 16V VT-i	4.00>	10 82 001 01 22										
<b>RAV 4 I incl. Cabrio (SXA1_)</b>												
2.0 16V	7.94-11.97					P30-3061	B36-2120	P30-3062	B36-2121			
2.0 16V	12.97-6.00						B36-2120		B36-2121			
<b>RAV 4 II (XA2)</b>												
1.8 VVTi	6.00-3.06	10 82 003 02 22										
2.0 VVTi - 2.0 D4-D	6.00-3.06	10 82 003 01 22										
<b>RAV 4 III (XA3)</b>												
2.0 VVT-i	3.06>	10 82 025 01 22										
2.2 D-4D - 2.2 D-CAT	3.06>	10 82 025 02 22										
<b>Previa (ACR3)</b>												
2.4 16V - 2.0 D4-D	8.00>	10 82 002 01 22										
<b>Supra (JZA80)</b>												
3.0 Bi-Turbo	5.93-8.98					B46-1792	B46-1793	B46-1841	B46-1842			
<b>Picnic (_XM10)</b>												
2.0 - 2.0 16V - 2.0 D	5.96>	82 48 140										
<b>4 Runner</b>												
3.0 V6 (VZN 130) - 3.0 Turbo-D (KZN 130)	7.90-3.96					B46-1468	B46-1469					
2.4 (RN 61)	8.87-3.96					B46-1139	B46-1140					
<b>Land Cruiser (_J6_)</b>												
3.4 Diesel (BJ60_V) - 4.2 (FJ60_V) - 4.0 Diesel (HJ60)	10.81-1.88					B46-0247	B46-1132					
4.0 (FJ62_V) 4.0 (FJ62_G) - 4.0 Turbo-D (HJ61_V)	11.84-12.89					B46-1004	B46-1132					
<b>Land Cruiser (_J7_)</b>												
2.4 (RJ70_) - 2.4 (RJ73_) - 2.4 D (LJ70_)												
2.4 TD (LJ70_) 2.4 TD (LJ73_)	1.84-5.93					B46-1033	B46-1187sx/1188dx					
3.4 D (BJ70_V) - 3.4 D (BJ73_) - 3.4 TD (BJ71_V)	11.84-12.96					B46-1004	B46-1035					

TOYOTA

VOLKSWAGEN

Marca e Modello	anno costruzione	Pro-Kit fino a ca. -30 mm*	Eibach Sportline fino a ca. -50 mm	Barre antirollio	Bilstein Sport (B6) per assetti standard		Bilstein Sprint (B8) per assetti ribassati fino a 50 mm		Kit Bilstein		
					Anteriore	Posteriore	Anteriore	Posteriore	PSS (B14) reg. in altezza	PSS9 (B16) ...e taratura	PSS 10 reg. in altezza e taratura
<b>Land Cruiser (_J8_)</b>											
4.0 (FJ80) 4.5 24V (FZJ80_) 4.2 TD (HDJ80) - 4.2 D (HZJ80)	1.90-12.97					B46-1477	B46-1478				
<b>Land Cruiser (_J9_)</b>											
3.4i 24V (VZJ90_) - 3.4i 24V (VZJ95_)	4.96>					BE5-2778	BE5-2351				
3.0 TD (KZJ90_) - 3.0 TD (KZJ95_) KDJ90/95	4.96>					BE5-2778	BE5-2741				
<b>Land Cruiser (_J10_)</b>											
4.7 V8 32V (UZJ100_) - 4.2 TD (HDJ100_)	1.98>					BE5-2739	BE5-2740				
<b>Land Cruiser (J12)</b>											
3.0 D4-D - 4.0	1.03>					BE5-A480	BE5-A481				
<b>VOLKSWAGEN</b>											
<b>Lupo (6X1/6E1)</b>											
1.0 - 1.4 - 1.4 16V - 1.4 TDI - 1.7 SDI senza ABS	9.98-7.05	85 62 140				VE3-4442	BE3-2806	VE3-4443	BE3-2807		
1.0 - 1.4 - 1.4 16V - 1.4 TDI - 1.7 SDI con ABS	9.98-7.05	85 62 140				VE3-4619	BE3-2806	VE3-4620	BE3-2807		
1.6 GTI	9.00-7.05	85 62 140				VE3-5143	BE3-2806	VE3-5144	BE3-2807		
<b>Fox (5Z1)</b>											
1.2 - 1.4 - 1.4 TDI	4.05>	10 85 017 01 22									
<b>Polo Berlina e Coupé (86 - 86C)</b>											
0.9 - 1.0 - 1.1 - 1.3 - 1.3 D - 1.4 D	10.81-7.90					P30-0017	B46-0137	P30-3001	B46-1619		
0.9 - 1.0 - 1.1 - 1.3 - 1.3 D - 1.4 D	8.90-9.94	85 17 140				P30-0017	B46-0137	P30-3001	B46-1619		
<b>Polo Berlina (6N I)</b>											
1.0 - 1.3 - 1.4 - 1.4 16V - 1.6 - 1.6 16V GTI	10.94-10.99	85 46 140	20 85 004 01 22	85 46 320		V36-4137	B36-2122	V36-4136	B36-2119	HE5-8072	GM5-8073
1.7 SDI - 1.9 D - 1.9 SDI	10.94-10.99	85 46 240	20 85 004 01 22			V36-4137	B36-2122	V36-4136	B36-2119	HE5-8072	GM5-8073
<b>Polo Variant (6KV5)</b>											
1.4 - 1.4 16V - 1.6 - 1.8	4.97-9.01	85 63 140				V36-4023	BE3-2619	V36-4024	BE3-2620		
1.7 SDI - 1.9 SDI - 1.9 TDI	4.97-9.01	85 98 140				V36-4023	BE3-2619	V36-4024	BE3-2620		
<b>Polo Berlina (6N II)</b>											
1.0 - 1.4 - 1.4 16V - 1.6 16V GTI	10.99-9.01	85 95 140	20 85 004 02 22			V36-4137	B36-2122	V36-4136	B36-2119	HE5-8188	GM5-8189
1.4 TDI - 1.7 SDI - 1.9 D - 1.9 SDI	10.99-9.01	85 94 140				V36-4137	B36-2122	V36-4136	B36-2119	HE5-8188	GM5-8189
<b>Polo Berlina (9N_)</b>											
1.2 - 1.4 16V - 1.4 FSI - 1.6 (senza cam. aut.)	10.01>	10 85 008 01 22	20 85 008 01 22	40 85 008 01 10		VE3-5217	BE3-6789	VE3-5218	BE3-6790	HE5-A634	GM5-A202
1.4 TDI - 1.9 SDI - 1.9 TDI	10.01>	10 85 008 02 22		40 85 008 01 10		VE3-5217	BE3-6789	VE3-5218	BE3-6790	HE5-A634	GM5-A202
1.8 GTI	9.05>	10 85 008 02 22				VE3-5217	BE3-6789	VE3-5218	BE3-6790	HE5-A634	GM5-A202
<b>New Beetle (9C1/1C1)</b>											
1.4 - 1.6 - 1.8 T (camb. man.) - 2.0 - 1.9 TDI (90 CV)	1.98>	85 70 140		40 85 005 01 11		VE3-4407	BE3-2623	VE3-4408	BE3-2624	HE5-C485	GM5-8065
1.8 T (camb. autom.) - 2.3 V5 - 1.9 TDI (101 - 105 CV)	1.98>	10 85 005 01 22		40 85 005 01 11		VE3-4407	BE3-2623	VE3-4408	BE3-2624	HE5-C485	GM5-8065
<b>New Beetle Cabrio (1Y7)</b>											
1.4 - 1.6 - 2.0 (camb. man.)	1.03>	10 85 005 02 22		40 85 005 01 11		VE3-4407	BE3-2623	VE3-4408	BE3-2624	HE5-C485	GM5-8065
1.8 T - 2.0 (camb. autom.) - 1.9 TDI	1.03>	10 85 005 03 22		40 85 005 01 11		VE3-4407	BE3-2623	VE3-4408	BE3-2624	HE5-C485	GM5-8065

Marca e Modello	anno costruzione	Pro-Kit fino a ca. -30 mm*	Eibach Sportline fino a ca. -50 mm	Barre antirollio	Bilstein Sport (B6) per assetti standard		Bilstein Sprint (B8) per assetti ribassati fino a 50 mm		PSS (B14) reg. in altezza	Kit Bilstein		
					Anteriore	Posteriore	Anteriore	Posteriore		PSS9 (B16) ...e taratura	PSS 10 reg. in altezza e taratura	B16 Ride Control
<b>Jetta I° serie (17)</b>												
1.1 - 1.3 - 1.5 - 1.6 - 1.6 GTI - 1.8 - 1.8 GTI - 1.5 D - 1.6 D - 1.6 TD	8.78-2.84	85 01 140		85 01 320	P30-0137	B46-0837	V36-0215	B46-1514				
<b>Jetta II° serie (19E)</b>												
1.3 - 1.6 - 1.8	1.84-12.92	85 02 140		85 02 320	P30-0102	B36-0654	V36-0366	B36-1504	HE5-C484	S03-8056		
1.8 G60	1.84-12.92	85 02 140		85 02 320			V36-0366	B36-1504	HE5-C484	S03-8056		
1.8 16V	1.84-12.92	85 09 140		85 02 320	P30-0102	B36-0654	V36-0366	B36-1504	HE5-C484	S03-8056		
1.6 D - 1.6 TD	1.84-12.92	85 09 140		85 02 320	P30-0102	B36-0654	V36-0366	B36-1504	HE5-C484	S03-8056		
<b>Jetta III° serie (1K2)</b>												
1.6 - 1.6 FSI (cambio man.) - (Ø amm. ant. 50mm)	9.05>	10 85 015 05 22	20 85 015 01 22	40 85 014 01 11	VE3-B375	BE5-A818	VE3-B376	BE5-A820	HE5-C834	GM5-B379	GM5-D523	
1.6 - 1.6 FSI (cambio man.) - (Ø amm. ant. 55mm)	9.05>	10 85 015 05 22	20 85 015 01 22	40 85 014 01 11	VE3-A817	BE5-A818	VE3-A819	BE5-A820	HE5-C770	GM5-A577	GM5-D524	
1.6 DSG - 1.6 FSI DSG (Ø amm. ant. 50mm)	9.05>	10 85 015 06 22	20 85 015 02 22	40 85 014 01 11	VE3-B375	BE5-A818	VE3-B376	BE5-A820	HE5-C834	GM5-B379	GM5-D523	
1.6 DSG - 1.6 FSI DSG (Ø amm. ant. 55mm)	9.05>	10 85 015 06 22	20 85 015 02 22	40 85 014 01 11	VE3-A817	BE5-A818	VE3-A819	BE5-A820	HE5-C770	GM5-A577	GM5-D524	
1.4 TSI (Ø amm. ant. 50mm)	9.05>	10 85 015 06 22	20 85 015 01 22	40 85 014 01 11	VE3-B375	BE5-A818	VE3-B376	BE5-A820	HE5-C834	GM5-B379	GM5-D523	
1.4 TSI (Ø amm. ant. 55mm)	9.05>	10 85 015 06 22	20 85 015 01 22	40 85 014 01 11	VE3-A817	BE5-A818	VE3-A819	BE5-A820	HE5-C770	GM5-A577	GM5-D524	
2.0 FSI - 2.0 T FSI - 2.0 T FSI DSG	8.05>	10 85 015 06 22	20 85 015 01 22	40 85 014 01 11	VE3-A817	BE5-A818	VE3-A819	BE5-A820	HE5-C770	GM5-A577	GM5-D524	
1.9 TDI (cambio man.) - (Ø amm. ant. 50mm)	9.05>	10 85 015 06 22	20 85 015 02 22	40 85 014 01 11	VE3-B375	BE5-A818	VE3-B376	BE5-A820	HE5-C834	GM5-B379	GM5-D523	
1.9 TDI (cambio man.) - (Ø amm. ant. 55mm)	9.05>	10 85 015 06 22	20 85 015 02 22	40 85 014 01 11	VE3-A817	BE5-A818	VE3-A819	BE5-A820	HE5-C770	GM5-A577	GM5-D524	
1.9 TDI DSG (Ø amm. ant. 50mm)	9.05>	10 85 015 07 22	20 85 015 02 22	40 85 014 01 11	VE3-B375	BE5-A818	VE3-B376	BE5-A820	HE5-C834	GM5-B379	GM5-D523	
1.9 TDI DSG (Ø amm. ant. 55mm)	9.05>	10 85 015 07 22	20 85 015 02 22	40 85 014 01 11	VE3-A817	BE5-A818	VE3-A819	BE5-A820	HE5-C770	GM5-A577	GM5-D524	
2.0 SDI - 2.0 TDI - 2.0 TDI DSG	8.05>	10 85 015 07 22	20 85 015 02 22	40 85 014 01 11	VE3-A817	BE5-A818	VE3-A819	BE5-A820	HE5-C770	GM5-A577	GM5-D524	

Marca e Modello	anno costruzione	Pro-Kit fino a ca. -30 mm*	Eibach Sportline fino a ca. -50 mm	Barre antirollio	Bilstein Sport (B6) per assetti standard		Bilstein Sprint (B8) per assetti ribassati fino a 50 mm		PSS (B14) reg. in altezza	Kit Bilstein	
					Anteriore	Posteriore	Anteriore	Posteriore		PSS9 (B16) ...e taratura	PSS 10 reg. in altezza e taratura
<b>Vento 2WD (1HX)</b>											
<b>ammortizzatori anteriori monotubo:</b>											
1.4 - 1.6 (senza cond.) - ruote 4 fori	11.91-8.94	85 30 240 ©	20 85 003 02 22 ©	85 02 320	VE3-4395	B36-1524	VE3-4396	B36-1529	HE5-C484	S03-8056	
1.4 - 1.6 (senza cond.) - ruote 5 fori	11.91-8.94	85 30 240 ©	20 85 003 02 22 ©	85 02 320	VE3-4391	B36-1524	VE3-4392	B36-1529	HE5-C484	S03-8056	
1.6 (con cond.) - 1.8 - 2.0 - ruote 4 fori	11.91-8.94	85 30 140 ©	20 85 003 02 22 ©	85 02 320	VE3-4395	B36-1524	VE3-4396	B36-1529	HE5-C484	S03-8056	
1.6 (con cond.) - 1.8 - 2.0 - ruote 5 fori	11.91-8.94	85 30 140 ©	20 85 003 02 22 ©	85 02 320	VE3-4391	B36-1524	VE3-4392	B36-1529	HE5-C484	S03-8056	
1.9 D - 1.9 TD - 1.9 SDI - 1.9 TDI (90 CV) - ruote 4 fori	11.91-8.94	85 30 140 ©	20 85 003 02 22 ©		VE3-4395	B36-1524	VE3-4396	B36-1529	HE5-C484	S03-8056	
1.9 D - 1.9 TD - 1.9 SDI - 1.9 TDI (90 CV) - ruote 5 fori	11.91-8.94	85 30 140 ©	20 85 003 02 22 ©		VE3-4391	B36-1524	VE3-4392	B36-1529	HE5-C484	S03-8056	
2.8 VR6 - ruote 4 fori	11.91-8.94	85 30 140 ©		85 30 320	VE3-4395	B36-1524	VE3-4396	B36-1529	HE5-C484	S03-8056	
2.8 VR6 - ruote 5 fori	11.91-8.94	85 30 140 ©		85 30 320	VE3-4391	B36-1524	VE3-4392	B36-1529	HE5-C484	S03-8056	
1.4 - 1.6 (senza cond.) - ruote 4 fori	9.94-9.98	85 47 240 *	20 85 003 01 22 *	85 02 320	VE3-4395	B36-1524	VE3-4396	B36-1529	HE5-C484	S03-8056	
1.4 - 1.6 (senza cond.) - ruote 5 fori	9.94-9.98	85 47 240 *	20 85 003 01 22 *	85 02 320	VE3-4391	B36-1524	VE3-4392	B36-1529	HE5-C484	S03-8056	
1.6 (con cond.) - 1.8 - 2.0 - ruote 4 fori	9.94-9.98	85 47 140 *	20 85 003 01 22 *	85 02 320	VE3-4395	B36-1524	VE3-4396	B36-1529	HE5-C484	S03-8056	
1.6 (con cond.) - 1.8 - 2.0 - ruote 5 fori	9.94-9.98	85 47 140 *	20 85 003 01 22 *	85 02 320	VE3-4391	B36-1524	VE3-4392	B36-1529	HE5-C484	S03-8056	
1.9 D - 1.9 TD - 1.9 SDI - 1.9 TDI (90 CV) - ruote 4 fori	9.94-9.98	85 47 140 *	20 85 003 01 22 *		VE3-4395	B36-1524	VE3-4396	B36-1529	HE5-C484	S03-8056	
1.9 D - 1.9 TD - 1.9 SDI - 1.9 TDI (90 CV) - ruote 5 fori	9.94-9.98	85 47 140 *	20 85 003 01 22 *		VE3-4391	B36-1524	VE3-4392	B36-1529	HE5-C484	S03-8056	
2.8 VR6 - ruote 4 fori	9.94-9.98	85 47 140 *		85 30 320	VE3-4395	B36-1524	VE3-4396	B36-1529	HE5-C484	S03-8056	
2.8 VR6 - ruote 5 fori	9.94-9.98	85 47 140 *		85 30 320	VE3-4391	B36-1524	VE3-4392	B36-1529	HE5-C484	S03-8056	
1.9 TDI (110 CV) - ruote 4 fori	9.94-9.98	85 30 141	20 85 003 01 22 *		VE3-4395	B36-1524	VE3-4396	B36-1529	HE5-C484	S03-8056	
1.9 TDI (110 CV) - ruote 5 fori	9.94-9.98	85 30 141	20 85 003 01 22 *		VE3-4391	B36-1524	VE3-4392	B36-1529	HE5-C484	S03-8056	
<b>ammortizzatori anteriori bitubo:</b>											
1.4 - 1.6 (senza cond.) - ruote 4 fori	11.91-8.94	85 30 240 ©	20 85 003 02 22 ©	85 02 320	V36-0372	B36-1524	V36-0373	B36-1529	HE5-C484	S03-8056	
1.4 - 1.6 (senza cond.) - ruote 5 fori	11.91-8.94	85 30 240 ©	20 85 003 02 22 ©	85 02 320	V36-4023	B36-1524	V36-4024	B36-1529	HE5-C484	S03-8056	
1.6 (con cond.) - 1.8 - 2.0 - ruote 4 fori	11.91-8.94	85 30 140 ©	20 85 003 02 22 ©	85 02 320	V36-0372	B36-1524	V36-0373	B36-1529	HE5-C484	S03-8056	
1.6 (con cond.) - 1.8 - 2.0 - ruote 5 fori	11.91-8.94	85 30 140 ©	20 85 003 02 22 ©	85 02 320	V36-4023	B36-1524	V36-4024	B36-1529	HE5-C484	S03-8056	
1.9 D - 1.9 TD - 1.9 SDI - 1.9 TDI (90 CV) - ruote 4 fori	11.91-8.94	85 30 140 ©	20 85 003 02 22 ©		V36-0372	B36-1524	V36-0373	B36-1529	HE5-C484	S03-8056	
1.9 D - 1.9 TD - 1.9 SDI - 1.9 TDI (90 CV) - ruote 5 fori	11.91-8.94	85 30 140 ©	20 85 003 02 22 ©		V36-4023	B36-1524	V36-4024	B36-1529	HE5-C484	S03-8056	
2.8 VR6 - ruote 4 fori	11.91-8.94	85 30 140 ©		85 30 320	V36-0372	B36-1524	V36-0373	B36-1529	HE5-C484	S03-8056	
2.8 VR6 - ruote 5 fori	11.91-8.94	85 30 140 ©		85 30 320	V36-4023	B36-1524	V36-4024	B36-1529	HE5-C484	S03-8056	
1.4 - 1.6 (senza cond.) - ruote 4 fori	9.94-9.98	85 47 240 *	20 85 003 01 22 *	85 02 320	V36-0372	B36-1524	V36-0373	B36-1529	HE5-C484	S03-8056	
1.4 - 1.6 (senza cond.) - ruote 5 fori	9.94-9.98	85 47 240 *	20 85 003 01 22 *	85 02 320	V36-4023	B36-1524	V36-4024	B36-1529	HE5-C484	S03-8056	
1.6 (con cond.) - 1.8 - 2.0 - ruote 4 fori	9.94-9.98	85 47 140 *	20 85 003 01 22 *	85 02 320	V36-0372	B36-1524	V36-0373	B36-1529	HE5-C484	S03-8056	
1.6 (con cond.) - 1.8 - 2.0 - ruote 5 fori	9.94-9.98	85 47 140 *	20 85 003 01 22 *	85 02 320	V36-4023	B36-1524	V36-4024	B36-1529	HE5-C484	S03-8056	
1.9 D - 1.9 TD - 1.9 SDI - 1.9 TDI (90 CV) - ruote 4 fori	9.94-9.98	85 47 140 *	20 85 003 01 22 *		V36-0372	B36-1524	V36-0373	B36-1529	HE5-C484	S03-8056	
1.9 D - 1.9 TD - 1.9 SDI - 1.9 TDI (90 CV) - ruote 5 fori	9.94-9.98	85 47 140 *	20 85 003 01 22 *		V36-4023	B36-1524	V36-4024	B36-1529	HE5-C484	S03-8056	
2.8 VR6 - ruote 4 fori	9.94-9.98	85 47 140 *		85 30 320	V36-0372	B36-1524	V36-0373	B36-1529	HE5-C484	S03-8056	
2.8 VR6 - ruote 5 fori	9.94-9.98	85 47 140 *		85 30 320	V36-4023	B36-1524	V36-4024	B36-1529	HE5-C484	S03-8056	
1.9 TDI (110 CV) - ruote 4 fori	9.94-9.98	85 30 141	20 85 003 01 22 *		V36-0372	B36-1524	V36-0373	B36-1529	HE5-C484	S03-8056	
1.9 TDI (110 CV) - ruote 5 fori	9.94-9.98	85 30 141	20 85 003 01 22 *		V36-4023	B36-1524	V36-4024	B36-1529	HE5-C484	S03-8056	

©= molla ant: per piattello appoggio molla superiore largo Ø int. 79mm \* = molla ant: per piattello appoggio molla superiore stretto Ø int. 65mm

Marca e Modello	anno costruzione	Pro-Kit fino a ca. -30 mm*	Eibach Sportline fino a ca. -50 mm	Barre antirollio	Bilstein Sport (B6) per assetti standard		Bilstein Sprint (B8) per assetti ribassati fino a 50 mm		PSS (B14) reg. in altezza	Kit Bilstein		
					Anteriore	Posteriore	Anteriore	Posteriore		PSS9 (B16) ...e taratura	PSS 10 reg. in altezza e taratura	B16 Ride Control
<b>Bora Berlina 2WD (1J2)</b>												
1.4 16V - 1.6 - 1.6 16V - 1.6 FSI	10.98>	85 74 140	20 85 001 01 22	15 40 320	VE3-4407	BE3-2623	VE3-4408	BE3-2624	HE5-C485	GM5-8065		
1.8 - 2.0	10.98>	85 75 140	20 85 001 01 22	15 40 320	VE3-4407	BE3-2623	VE3-4408	BE3-2624	HE5-C485	GM5-8065		
1.8T - 2.3 V5 150 CV (con cambio man.)	10.98>	85 76 140	20 85 001 02 22	40 85 005 01 11	VE3-4407	BE3-2623	VE3-4408	BE3-2624	HE5-C485	GM5-8065		
2.3 V5 150 CV (con cambio autom.)	10.98>	10 85 001 16 22	20 85 001 02 22	40 85 005 01 11	VE3-4407	BE3-2623	VE3-4408	BE3-2624	HE5-C485	GM5-8065		
2.3 V5 170 CV (con cambio man.)	10.98>	10 85 001 16 22		40 85 005 01 11	VE3-4407	BE3-2623	VE3-4408	BE3-2624	HE5-C485	GM5-8065		
1.9 SDI - 1.9 TDI (90 - 110 CV con cambio man.)	10.98>	85 75 140	20 85 001 01 22	40 85 005 01 11	VE3-4407	BE3-2623	VE3-4408	BE3-2624	HE5-C485	GM5-8065		
1.9 TDI 90 - 110 CV (con cambio autom.)	10.98>	85 76 140	20 85 001 02 22	40 85 005 01 11	VE3-4407	BE3-2623	VE3-4408	BE3-2624	HE5-C485	GM5-8065		
1.9 TDI 101 - 115 CV (con cambio man.)	10.98>	85 76 140	20 85 001 02 22	40 85 005 01 11	VE3-4407	BE3-2623	VE3-4408	BE3-2624	HE5-C485	GM5-8065		
1.9 TDI 101 -115 CV (con cambio autom.)	10.98>	10 85 001 16 22	20 85 001 02 22	40 85 005 01 11	VE3-4407	BE3-2623	VE3-4408	BE3-2624	HE5-C485	GM5-8065		
1.9 TDI 130 - 150 CV (con cambio man.)	10.98>	10 85 001 16 22	20 85 001 02 22	40 85 005 01 11	VE3-4407	BE3-2623	VE3-4408	BE3-2624	HE5-C485	GM5-8065		
<b>Bora Berlina 4WD (1J2)</b>												
1.8 4-Motion - 2.0 4-Motion - 1.9 TDI 4-Motion (90 CV)	2.99>	10 85 001 05 22			VE3-4707	BE5-6034	VE3-4708	BE5-6035	HE5-8041	GM5-8042		
2.3 V5 4-Motion - 2.8 V6 4-Motion	12.98>	85 91 140			VE3-4707	BE5-6034	VE3-4708	BE5-6035	HE5-8041	GM5-8042		
1.9 TDI 4-Motion (101 - 115 - 130 - 150 CV)	2.99>	85 91 140			VE3-4707	BE5-6034	VE3-4708	BE5-6035	HE5-8041	GM5-8042		
<b>Bora Variant 2WD (1J6)</b>												
1.4 16V - 1.6 - 1.6 16V - 1.6 FSI	10.98>	85 87 140		15 40 320	VE3-4407	BE3-6409	VE3-4408	BE3-6410	HE5-C320	GM5-C321		
1.8 - 2.0	10.98>	85 88 140		15 40 320	VE3-4407	BE3-6409	VE3-4408	BE3-6410	HE5-C320	GM5-C321		
1.8T - 2.3 V5 150 CV (con cambio man.)	10.98>	85 89 140		40 85 005 01 11	VE3-4407	BE3-6409	VE3-4408	BE3-6410	HE5-C320	GM5-C321		
2.3 V5 150 CV (con cambio autom.)	10.98>	10 85 001 15 22		40 85 005 01 11	VE3-4407	BE3-6409	VE3-4408	BE3-6410	HE5-C320	GM5-C321		
2.3 V5 170 CV (con cambio man.)	10.98>	10 85 001 15 22		40 85 005 01 11	VE3-4407	BE3-6409	VE3-4408	BE3-6410	HE5-C320	GM5-C321		
1.9 SDI - 1.9 TDI (90 - 110 CV con cambio man.)	10.98>	85 88 140		40 85 005 01 11	VE3-4407	BE3-6409	VE3-4408	BE3-6410	HE5-C320	GM5-C321		
1.9 TDI 90 - 110 CV (con cambio autom.)	10.98>	85 89 140		40 85 005 01 11	VE3-4407	BE3-6409	VE3-4408	BE3-6410	HE5-C320	GM5-C321		
1.9 TDI 101 - 115 CV (con cambio man.)	10.98>	85 89 140		40 85 005 01 11	VE3-4407	BE3-6409	VE3-4408	BE3-6410	HE5-C320	GM5-C321		
1.9 TDI 101 -115 CV (con cambio autom.)	10.98>	10 85 001 15 22		40 85 005 01 11	VE3-4407	BE3-6409	VE3-4408	BE3-6410	HE5-C320	GM5-C321		
1.9 TDI 130 - 150 CV (con cambio man.)	10.98>	10 85 001 15 22		40 85 005 01 11	VE3-4407	BE3-6409	VE3-4408	BE3-6410	HE5-C320	GM5-C321		
<b>Bora Variant 4WD (1J6)</b>												
1.8 4-Motion - 2.0 4-Motion	5.99>	10 85 001 05 22			VE3-4707	BE5-6034	VE3-4708	BE5-6035	HE5-8041	GM5-8042		
2.3 V5 4-Motion - 2.8 V6 4-Motion	5.99>	85 91 140			VE3-4707	BE5-6034	VE3-4708	BE5-6035	HE5-8041	GM5-8042		
1.9 TDI 4-Motion (101 - 115 - 130 - 150 CV)	5.99>	85 91 140			VE3-4707	BE5-6034	VE3-4708	BE5-6035	HE5-8041	GM5-8042		
<b>Golf I° serie (17)</b>												
1.1 - 1.3 - 1.5 - 1.6 - 1.6 GTI - 1.8 - 1.8 GTI - 1.5 D - 1.6 D - 1.6 TD	4.74-12.85	85 01 140		85 01 320	P30-0137	B46-0837	V36-0215	B46-1514				
<b>Golf I° serie Cabrio (155)</b>												
1.5 - 1.6 - 1.8	1.79-8.93	85 10 140		85 01 320	P30-0137	B46-0837	V36-0215	B46-1514				
<b>Golf II° serie 2WD (19E)</b>												
1.0 - 1.3 - 1.6 - 1.8 GTI - 1.8 G60 (amm. ant. apribile)	8.83-12.92	85 02 140		85 02 320	P30-0102	B36-0654			HE5-C484	S03-8056		
1.0 - 1.3 - 1.6 - 1.8 GTI - 1.8 G60 (amm. ant. sigillato)	8.83-12.92	85 02 140		85 02 320	V36-0104	B36-0654	V36-0366	B36-1504	HE5-C484	S03-8056		
1.8 GTI 16V (amm. ant. apribile)	8.83-12.92	85 09 140		85 02 320	P30-0102	B36-0654			HE5-C484	S03-8056		
1.8 GTI 16V (amm. ant. sigillato)	8.83-12.92	85 09 140		85 02 320	V36-0104	B36-0654	V36-0366	B36-1504	HE5-C484	S03-8056		
1.6 D - TD (amm. ant. apribile)	8.83-12.92	85 09 140		85 02 320	P30-0102	B36-0654			HE5-C484	S03-8056		
1.6 D - TD (amm. ant. sigillato)	8.83-12.92	85 09 140		85 02 320	V36-0104	B36-0654	V36-0366	B36-1504	HE5-C484	S03-8056		

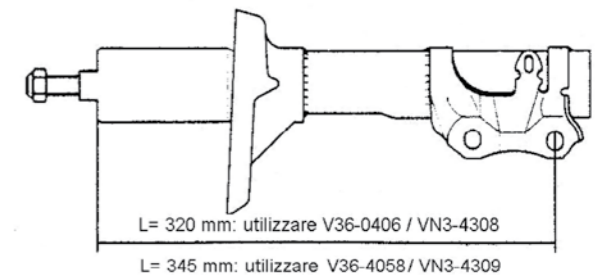
Marca e Modello	anno costruzione	Pro-Kit fino a ca. -30 mm*	Eibach Sportline fino a ca. -50 mm	Barre antirollio	Bilstein Sport (B6) per assetti standard		Bilstein Sprint (B8) per assetti ribassati fino a 50 mm		PSS (B14) reg. in altezza	Kit Bilstein		
					Anteriore	Posteriore	Anteriore	Posteriore		reg. in altezza	PSS9 (B16) ...e taratura	PSS 10 reg. in altezza e taratura
Golf III® serie Berlina 2WD (1H1)												
<b>ammortizzatori anteriori monotubo:</b>												
1.4 - 1.6 (senza cond.) - ruote 4 fori	8.91-8.94	85 30 240 ©	20 85 003 02 22 ©	85 02 320	VE3-4395	B36-1524	VE3-4396	B36-1529	HE5-C484	S03-8056		
1.4 - 1.6 (senza cond.) - ruote 5 fori	8.91-8.94	85 30 240 ©	20 85 003 02 22 ©	85 02 320	VE3-4391	B36-1524	VE3-4392	B36-1529	HE5-C484	S03-8056		
1.6 (con cond.) - 1.8 - 2.0 - ruote 4 fori	8.91-8.94	85 30 140 ©	20 85 003 02 22 ©	85 02 320	VE3-4395	B36-1524	VE3-4396	B36-1529	HE5-C484	S03-8056		
1.6 (con cond.) - 1.8 - 2.0 - ruote 5 fori	8.91-8.94	85 30 140 ©	20 85 003 02 22 ©	85 02 320	VE3-4391	B36-1524	VE3-4392	B36-1529	HE5-C484	S03-8056		
1.9 D - 1.9 TD - 1.9 SDI - 1.9 TDI (90 CV) - ruote 4 fori	8.91-8.94	85 30 140 ©	20 85 003 02 22 ©		VE3-4395	B36-1524	VE3-4396	B36-1529	HE5-C484	S03-8056		
1.9 D - 1.9 TD - 1.9 SDI - 1.9 TDI (90 CV) - ruote 5 fori	8.91-8.94	85 30 140 ©	20 85 003 02 22 ©		VE3-4391	B36-1524	VE3-4392	B36-1529	HE5-C484	S03-8056		
2.8 VR6 - ruote 4 fori	8.91-8.94	85 30 140 ©		85 30 320	VE3-4395	B36-1524	VE3-4396	B36-1529	HE5-C484	S03-8056		
2.8 VR6 - ruote 5 fori	8.91-8.94	85 30 140 ©		85 30 320	VE3-4391	B36-1524	VE3-4392	B36-1529	HE5-C484	S03-8056		
1.4 - 1.6 (senza cond.) - ruote 4 fori	9.94-8.97	85 47 240 *	20 85 003 01 22 *	85 02 320	VE3-4395	B36-1524	VE3-4396	B36-1529	HE5-C484	S03-8056		
1.4 - 1.6 (senza cond.) - ruote 5 fori	9.94-8.97	85 47 240 *	20 85 003 01 22 *	85 02 320	VE3-4391	B36-1524	VE3-4392	B36-1529	HE5-C484	S03-8056		
1.6 (con cond.) - 1.8 - 2.0 - ruote 4 fori	9.94-8.97	85 47 140 *	20 85 003 01 22 *	85 02 320	VE3-4395	B36-1524	VE3-4396	B36-1529	HE5-C484	S03-8056		
1.6 (con cond.) - 1.8 - 2.0 - ruote 5 fori	9.94-8.97	85 47 140 *	20 85 003 01 22 *	85 02 320	VE3-4391	B36-1524	VE3-4392	B36-1529	HE5-C484	S03-8056		
1.9 D - 1.9 TD - 1.9 SDI - 1.9 TDI (90 CV) - ruote 4 fori	9.94-8.97	85 47 140 *	20 85 003 01 22 *		VE3-4395	B36-1524	VE3-4396	B36-1529	HE5-C484	S03-8056		
1.9 D - 1.9 TD - 1.9 SDI - 1.9 TDI (90 CV) - ruote 5 fori	9.94-8.97	85 47 140 *	20 85 003 01 22 *		VE3-4391	B36-1524	VE3-4392	B36-1529	HE5-C484	S03-8056		
2.8 VR6 - ruote 4 fori	9.94-8.97	85 47 140 *		85 30 320	VE3-4395	B36-1524	VE3-4396	B36-1529	HE5-C484	S03-8056		
2.8 VR6 - ruote 5 fori	9.94-8.97	85 47 140 *		85 30 320	VE3-4391	B36-1524	VE3-4392	B36-1529	HE5-C484	S03-8056		
1.9 TDI (110 CV) - ruote 4 fori	4.96-8.97	85 30 141	20 85 003 01 22 *		VE3-4395	B36-1524	VE3-4396	B36-1529	HE5-C484	S03-8056		
1.9 TDI (110 CV) - ruote 5 fori	4.96-8.97	85 30 141	20 85 003 01 22 *		VE3-4391	B36-1524	VE3-4392	B36-1529	HE5-C484	S03-8056		
<b>ammortizzatori anteriori bitubo:</b>												
1.4 - 1.6 (senza cond.) - ruote 4 fori	8.91-8.94	85 30 240 ©	20 85 003 02 22 ©	85 02 320	V36-0372	B36-1524	V36-0373	B36-1529	HE5-C484	S03-8056		
1.4 - 1.6 (senza cond.) - ruote 5 fori	8.91-8.94	85 30 240 ©	20 85 003 02 22 ©	85 02 320	V36-4023	B36-1524	V36-4024	B36-1529	HE5-C484	S03-8056		
1.6 (con cond.) - 1.8 - 2.0 - ruote 4 fori	8.91-8.94	85 30 140 ©	20 85 003 02 22 ©	85 02 320	V36-0372	B36-1524	V36-0373	B36-1529	HE5-C484	S03-8056		
1.6 (con cond.) - 1.8 - 2.0 - ruote 5 fori	8.91-8.94	85 30 140 ©	20 85 003 02 22 ©	85 02 320	V36-4023	B36-1524	V36-4024	B36-1529	HE5-C484	S03-8056		
1.9 D - 1.9 TD - 1.9 SDI - 1.9 TDI (90 CV) - ruote 4 fori	8.91-8.94	85 30 140 ©	20 85 003 02 22 ©		V36-0372	B36-1524	V36-0373	B36-1529	HE5-C484	S03-8056		
1.9 D - 1.9 TD - 1.9 SDI - 1.9 TDI (90 CV) - ruote 5 fori	8.91-8.94	85 30 140 ©	20 85 003 02 22 ©		V36-4023	B36-1524	V36-4024	B36-1529	HE5-C484	S03-8056		
2.8 VR6 - ruote 4 fori	8.91-8.94	85 30 140 ©		85 30 320	V36-0372	B36-1524	V36-0373	B36-1529	HE5-C484	S03-8056		
2.8 VR6 - ruote 5 fori	8.91-8.94	85 30 140 ©		85 30 320	V36-4023	B36-1524	V36-4024	B36-1529	HE5-C484	S03-8056		
1.4 - 1.6 (senza cond.) - ruote 4 fori	9.94-8.97	85 47 240 *	20 85 003 01 22 *	85 02 320	V36-0372	B36-1524	V36-0373	B36-1529	HE5-C484	S03-8056		
1.4 - 1.6 (senza cond.) - ruote 5 fori	9.94-8.97	85 47 240 *	20 85 003 01 22 *	85 02 320	V36-4023	B36-1524	V36-4024	B36-1529	HE5-C484	S03-8056		
1.6 (con cond.) - 1.8 - 2.0 - ruote 4 fori	9.94-8.97	85 47 140 *	20 85 003 01 22 *	85 02 320	V36-0372	B36-1524	V36-0373	B36-1529	HE5-C484	S03-8056		
1.6 (con cond.) - 1.8 - 2.0 - ruote 5 fori	9.94-8.97	85 47 140 *	20 85 003 01 22 *	85 02 320	V36-4023	B36-1524	V36-4024	B36-1529	HE5-C484	S03-8056		
1.9 D - 1.9 TD - 1.9 SDI - 1.9 TDI (90 CV) - ruote 4 fori	9.94-8.97	85 47 140 *	20 85 003 01 22 *		V36-0372	B36-1524	V36-0373	B36-1529	HE5-C484	S03-8056		
1.9 D - 1.9 TD - 1.9 SDI - 1.9 TDI (90 CV) - ruote 5 fori	9.94-8.97	85 47 140 *	20 85 003 01 22 *		V36-4023	B36-1524	V36-4024	B36-1529	HE5-C484	S03-8056		
2.8 VR6 - ruote 4 fori	9.94-8.97	85 47 140 *		85 30 320	V36-0372	B36-1524	V36-0373	B36-1529	HE5-C484	S03-8056		
2.8 VR6 - ruote 5 fori	9.94-8.97	85 47 140 *		85 30 320	V36-4023	B36-1524	V36-4024	B36-1529	HE5-C484	S03-8056		
1.9 TDI (110 CV) - ruote 4 fori	4.96-8.97	85 30 141	20 85 003 01 22 *		V36-0372	B36-1524	V36-0373	B36-1529	HE5-C484	S03-8056		
1.9 TDI (110 CV) - ruote 5 fori	4.96-8.97	85 30 141	20 85 003 01 22 *		V36-4023	B36-1524	V36-4024	B36-1529	HE5-C484	S03-8056		
©= molla ant: per piattello appoggio molla superiore largo Ø int. 79mm * = molla ant: per piattello appoggio molla superiore stretto Ø int. 65mm												

Marca e Modello	anno costruzione	Pro-Kit fino a ca. -30 mm*	Eibach Sportline fino a ca. -50 mm	Barre antirollio	Bilstein Sport (B6) per assetti standard		Bilstein Sprint (B8) per assetti ribassati fino a 50 mm		Kit Bilstein		
					Anteriore	Posteriore	Anteriore	Posteriore	PSS (B14) reg. in altezza	PSS9 (B16) ...e taratura	PSS 10 reg. in altezza e taratura
<b>Golf III° serie Variant (1H5)</b>											
<b>ammortizzatori anteriori monotubo:</b>											
1.4 - 1.6 - 1.8 - 2.0 - 2.8 VR6 - 1.9 D - 1.9 TD - 1.9 TDI (ruote 4 fori)	7.93-8.94	85 43 140 ©				VE3-4395	B46-2047	VE3-4396	B46-2048		
1.4 - 1.6 - 1.8 - 2.0 - 2.8 VR6 - 1.9 D - 1.9 TD - 1.9 TDI (ruote 5 fori)	7.93-8.94	85 43 140 ©				VE3-4391	B46-2047	VE3-4392	B46-2048		
1.4 - 1.6 - 1.8 - 2.0 - 1.9 D - 1.9 TD - 1.9 TDI 90 CV (ruote 4 fori)	9.94-4.99	85 48 140 *				VE3-4395	B46-2047	VE3-4396	B46-2048		
1.4 - 1.6 - 1.8 - 2.0 - 1.9 D - 1.9 TD - 1.9 TDI 90 CV (ruote 5 fori)	9.94-4.99	85 48 140 *				VE3-4391	B46-2047	VE3-4392	B46-2048		
2.8 VR6 - 1.9 TDI 110 CV (ruote 4 fori)	4.96-4.99	85 48 240				VE3-4395	B46-2047	VE3-4396	B46-2048		
2.8 VR6 - 1.9 TDI 110 CV (ruote 5 fori)	4.96-4.99	85 48 240				VE3-4391	B46-2047	VE3-4392	B46-2048		
<b>ammortizzatori anteriori bitubo:</b>											
1.4 - 1.6 - 1.8 - 2.0 - 2.8 VR6 - 1.9 D - 1.9 TD - 1.9 TDI (ruote 4 fori)	7.93-8.94	85 43 140 ©				V36-0372	B46-2047	V36-0373	B46-2048		
1.4 - 1.6 - 1.8 - 2.0 - 2.8 VR6 - 1.9 D - 1.9 TD - 1.9 TDI (ruote 5 fori)	7.93-8.94	85 43 140 ©				V36-4023	B46-2047	V36-4024	B46-2048		
1.4 - 1.6 - 1.8 - 2.0 - 1.9 D - 1.9 TD - 1.9 TDI 90 CV (ruote 4 fori)	9.94-4.99	85 48 140 *				V36-0372	B46-2047	V36-0373	B46-2048		
1.4 - 1.6 - 1.8 - 2.0 - 1.9 D - 1.9 TD - 1.9 TDI 90 CV (ruote 5 fori)	9.94-4.99	85 48 140 *				V36-4023	B46-2047	V36-4024	B46-2048		
2.8 VR6 - 1.9 TDI 110 CV (ruote 4 fori)	4.96-4.99	85 48 240				V36-0372	B46-2047	V36-0373	B46-2048		
2.8 VR6 - 1.9 TDI 110 CV (ruote 5 fori)	4.96-4.99	85 48 240				V36-4023	B46-2047	V36-4024	B46-2048		
©= molla ant: per piattello appoggio molla superiore largo Ø int. 79mm * = molla ant: per piattello appoggio molla superiore stretto Ø int. 65mm											
<b>Golf III° serie Cabrio (1E7)</b>											
<b>ammortizzatori anteriori monotubo:</b>											
1.6 - 1.8 - 2.0 - 1.9 TDI 90 CV (ruote 4 fori)	7.93-8.94	85 30 140 ©		85 02 320		VE3-4395	B36-1524	VE3-4396	B36-1529	HE5-C484	S03-8056
1.6 - 1.8 - 2.0 - 1.9 TDI 90 CV (ruote 5 fori)	7.93-8.94	85 30 140 ©		85 02 320		VE3-4391	B36-1524	VE3-4392	B36-1529	HE5-C484	S03-8056
1.6 - 1.8 - 2.0 - 1.9 TDI 90 CV (ruote 4 fori)	9.94-5.98	85 50 140 *		85 02 320		VE3-4395	B36-1524	VE3-4396	B36-1529	HE5-C484	S03-8056
1.6 - 1.8 - 2.0 - 1.9 TDI 90 CV (ruote 5 fori)	9.94-5.98	85 50 140 *		85 02 320		VE3-4391	B36-1524	VE3-4392	B36-1529	HE5-C484	S03-8056
1.9 TDI 110 CV (ruote 4 fori)	7.96-5.98	85 50 240		85 02 320		VE3-4395	B36-1524	VE3-4396	B36-1529	HE5-C484	S03-8056
1.9 TDI 110 CV (ruote 5 fori)	7.96-5.98	85 50 240		85 02 320		VE3-4391	B36-1524	VE3-4392	B36-1529	HE5-C484	S03-8056
<b>ammortizzatori anteriori bitubo:</b>											
1.6 - 1.8 - 2.0 - 1.9 TDI 90 CV (ruote 4 fori)	7.93-8.94	85 30 140 ©		85 02 320		V36-0372	B36-1524	V36-0373	B36-1529	HE5-C484	S03-8056
1.6 - 1.8 - 2.0 - 1.9 TDI 90 CV (ruote 5 fori)	7.93-8.94	85 30 140 ©		85 02 320		V36-4023	B36-1524	V36-4024	B36-1529	HE5-C484	S03-8056
1.6 - 1.8 - 2.0 - 1.9 TDI 90 CV (ruote 4 fori)	9.94-5.98	85 50 140 *		85 02 320		V36-0372	B36-1524	V36-0373	B36-1529	HE5-C484	S03-8056
1.6 - 1.8 - 2.0 - 1.9 TDI 90 CV (ruote 5 fori)	9.94-5.98	85 50 140 *		85 02 320		V36-4023	B36-1524	V36-4024	B36-1529	HE5-C484	S03-8056
1.9 TDI 110 CV (ruote 4 fori)	7.96-5.98	85 50 240		85 02 320		V36-0372	B36-1524	V36-0373	B36-1529	HE5-C484	S03-8056
1.9 TDI 110 CV (ruote 5 fori)	7.96-5.98	85 50 240		85 02 320		V36-4023	B36-1524	V36-4024	B36-1529	HE5-C484	S03-8056
©= molla ant: per piat. appoggio molla sup. largo Ø int. 79mm * = molla ant: per piat. appoggio molla sup. stretto Ø int. 65mm											

Marca e Modello	anno costruzione	Pro-Kit fino a ca. -30 mm*	Eibach Sportline fino a ca. -50 mm	Barre antirollio	Bilstein Sport (B6) per assetti standard		Bilstein Sprint (B8) per assetti ribassati fino a 50 mm		PSS (B14) reg. in altezza	Kit Bilstein		
					Anteriore	Posteriore	Anteriore	Posteriore		PSS9 (B16) ...e taratura	PSS 10 reg. in altezza e taratura	B16 Ride Control
<b>Golf IV° serie Berlina 2WD (1J1)</b>												
1.4 16V - 1.6 - 1.6 16V - 1.6 FSI	8.97-10.03	85 60 140	20 85 001 01 22	15 40 320	VE3-4407	BE3-2623	VE3-4408	BE3-2624	HE5-C485	GM5-8065		
1.8 - 2.0	8.97-10.03	85 61 140	20 85 001 01 22	15 40 320	VE3-4407	BE3-2623	VE3-4408	BE3-2624	HE5-C485	GM5-8065		
1.8T - 2.3 V5 150 CV (con cambio man.)	8.97-10.03	85 64 140	20 85 001 02 22	40 85 005 01 11	VE3-4407	BE3-2623	VE3-4408	BE3-2624	HE5-C485	GM5-8065		
2.3 V5 150 CV (con cambio autom.)	8.97-10.03	10 85 001 14 22	20 85 001 02 22	40 85 005 01 11	VE3-4407	BE3-2623	VE3-4408	BE3-2624	HE5-C485	GM5-8065		
2.3 V5 170 CV (con cambio man.)	8.97-10.03	10 85 001 14 22	20 85 001 02 22	40 85 005 01 11	VE3-4407	BE3-2623	VE3-4408	BE3-2624	HE5-C485	GM5-8065		
1.9 SDI - 1.9 TDI 90 CV (con cambio man.)	8.97-10.03	85 61 140	20 85 001 01 22	40 85 005 01 11	VE3-4407	BE3-2623	VE3-4408	BE3-2624	HE5-C485	GM5-8065		
1.9 TDI 101 - 110 - 115 CV (con cambio man.)	8.97-10.03	85 64 140	20 85 001 02 22	40 85 005 01 11	VE3-4407	BE3-2623	VE3-4408	BE3-2624	HE5-C485	GM5-8065		
1.9 TDI 90 - 110 CV (con cambio autom.)	8.97-10.03	85 64 140	20 85 001 02 22	40 85 005 01 11	VE3-4407	BE3-2623	VE3-4408	BE3-2624	HE5-C485	GM5-8065		
1.9 TDI 101 - 115 CV (con cambio autom.)	8.97-10.03	10 85 001 14 22	20 85 001 02 22	40 85 005 01 11	VE3-4407	BE3-2623	VE3-4408	BE3-2624	HE5-C485	GM5-8065		
1.9 TDI 130 - 150 CV (con cambio man.)	11.00-10.03	10 85 001 14 22	20 85 001 02 22	40 85 005 01 11	VE3-4407	BE3-2623	VE3-4408	BE3-2624	HE5-C485	GM5-8065		
1.9 TDI 130 - 150 CV (con cambio autom.)	11.00-10.03			40 85 005 01 11	VE3-4407	BE3-2623	VE3-4408	BE3-2624		GM5-8065		
<b>Golf IV° serie Berlina 4WD (1J1)</b>												
1.8 4-Motion - 2.0 4-Motion - 1.9 TDI 4-Motion (90 CV)	5.98>	10 85 001 05 22			VE3-4707	BE5-6034	VE3-4708	BE5-6035	HE5-8041	GM5-8042		
2.3 V5 4-Motion - 2.8 V6 4-Motion	8.97>	85 91 140			VE3-4707	BE5-6034	VE3-4708	BE5-6035	HE5-8041	GM5-8042		
1.9 TDI 4-Motion (101 - 115 - 130 - 150 CV)	9.99>	85 91 140			VE3-4707	BE5-6034	VE3-4708	BE5-6035	HE5-8041	GM5-8042		
3.2 R32	9.02>						VE3-4708	BE5-6035	HE5-8041	GM5-8042		
<b>Golf IV° serie Variant 2WD (1J5)</b>												
1.4 16V - 1.6 - 1.6 16V - 1.6 FSI	5.99>	85 87 140		15 40 320	VE3-4407	BE3-6409	VE3-4408	BE3-6410	HE5-C320	GM5-C321		
1.8 - 2.0	5.99>	85 88 140		15 40 320	VE3-4407	BE3-6409	VE3-4408	BE3-6410	HE5-C320	GM5-C321		
1.8T - 2.3 V5 150 CV (con cambio man.)	5.99>	85 89 140		40 85 005 01 11	VE3-4407	BE3-6409	VE3-4408	BE3-6410	HE5-C320	GM5-C321		
2.3 V5 150 CV (con cambio autom.)	5.99>	10 85 001 15 22		40 85 005 01 11	VE3-4407	BE3-6409	VE3-4408	BE3-6410	HE5-C320	GM5-C321		
2.3 V5 170 CV (con cambio man.)	5.99>	10 85 001 15 22		40 85 005 01 11	VE3-4407	BE3-6409	VE3-4408	BE3-6410	HE5-C320	GM5-C321		
1.9 SDI - 1.9 TDI 90 CV (con cambio man.)	5.99>	85 88 140		40 85 005 01 11	VE3-4407	BE3-6409	VE3-4408	BE3-6410	HE5-C320	GM5-C321		
1.9 TDI 101 - 110 - 115 CV (con cambio man.)	5.99>	85 89 140		40 85 005 01 11	VE3-4407	BE3-6409	VE3-4408	BE3-6410	HE5-C320	GM5-C321		
1.9 TDI 90 - 110 CV (con cambio autom.)	5.99>	85 89 140		40 85 005 01 11	VE3-4407	BE3-6409	VE3-4408	BE3-6410	HE5-C320	GM5-C321		
1.9 TDI 101 - 115 CV (con cambio autom.)	5.99>	10 85 001 15 22		40 85 005 01 11	VE3-4407	BE3-6409	VE3-4408	BE3-6410	HE5-C320	GM5-C321		
1.9 TDI 130 CV (con cambio man.)	11.00>	10 85 001 15 22		40 85 005 01 11	VE3-4407	BE3-6409	VE3-4408	BE3-6410	HE5-C320	GM5-C321		
1.9 TDI 130 CV (con cambio autom.)	11.00>			40 85 005 01 11	VE3-4407	BE3-6409	VE3-4408	BE3-6410		GM5-C321		
<b>Golf IV° serie Variant 4WD (1J5)</b>												
1.8 4-Motion - 2.0 4-Motion - 1.9 TDI 4-Motion (90 CV)	5.99>	10 85 001 05 22			VE3-4707	BE5-6034	VE3-4708	BE5-6035	HE5-8041	GM5-8042		
2.3 V5 4-Motion - 2.8 V6 4-Motion	5.99>	85 91 140			VE3-4707	BE5-6034	VE3-4708	BE5-6035	HE5-8041	GM5-8042		
1.9 TDI 4-Motion (101 - 115 - 130 CV)	5.99>	85 91 140			VE3-4707	BE5-6034	VE3-4708	BE5-6035	HE5-8041	GM5-8042		
<b>Golf IV° serie Cabrio (1E7)</b>												
1.6 - 1.8 - 2.0 - 1.9 TDI 90 CV (ruote 4 fori)	6.98>	85 50 140			VE3-4395	B36-1524	VE3-4396	B36-1529	HE5-C484	S03-8056		
1.6 - 1.8 - 2.0 - 1.9 TDI 90 CV (ruote 5 fori)	6.98>	85 50 140			VE3-4391	B36-1524	VE3-4392	B36-1529	HE5-C484	S03-8056		
1.9 TDI 110 CV (ruote 4 fori)	6.98>	85 50 240			VE3-4395	B36-1524	VE3-4396	B36-1529	HE5-C484	S03-8056		
1.9 TDI 110 CV (ruote 5 fori)	6.98>	85 50 240			VE3-4391	B36-1524	VE3-4392	B36-1529	HE5-C484	S03-8056		

Marca e Modello	anno costruzione	Pro-Kit fino a ca. -30 mm*	Eibach Sportline fino a ca. -50 mm	Barre antirollio	Bilstein Sport (B6) per assetti standard		Bilstein Sprint (B8) per assetti ribassati fino a 50 mm		PSS (B14) reg. in altezza	Kit Bilstein		
					Anteriore	Posteriore	Anteriore	Posteriore		PSS9 (B16) ...e taratura	PSS 10 reg. in altezza e taratura	B16 Ride Control
<b>Golf V° serie Berlina 2WD (1K1)</b>												
1.4 16V - 1.4 FSI (Ø amm. ant. 50mm)	10.03>	10 85 014 05 22	20 85 014 01 22	40 85 014 01 11	VE3-B375	BE5-A818	VE3-B376	BE5-A820	HE5-C834	GM5-B379	GM5-D523	
1.4 16V - 1.4 FSI (Ø amm. ant. 55mm)	10.03>	10 85 014 05 22	20 85 014 01 22	40 85 014 01 11	VE3-A817	BE5-A818	VE3-A819	BE5-A820	HE5-C770	GM5-A577	GM5-D524	
1.4 GT TSI Ø amm. ant. 50mm	1.06>	20 85 014 01 22		40 85 014 01 11	VE3-B375	BE5-A818	VE3-B376	BE5-A820	HE5-C834	GM5-B379	GM5-D523	
1.4 GT TSI Ø amm. ant. 55mm	1.06>	20 85 014 01 22		40 85 014 01 11	VE3-A817	BE5-A818	VE3-A819	BE5-A820	HE5-C770	GM5-A577	GM5-D524	
1.6 - 1.6 FSI (cambio man.) - (Ø amm. ant. 50mm)	10.03>	10 85 014 05 22	20 85 014 01 22	40 85 014 01 11	VE3-B375	BE5-A818	VE3-B376	BE5-A820	HE5-C834	GM5-B379	GM5-D523	
1.6 - 1.6 FSI (cambio man.) - (Ø amm. ant. 55mm)	10.03>	10 85 014 05 22	20 85 014 01 22	40 85 014 01 11	VE3-A817	BE5-A818	VE3-A819	BE5-A820	HE5-C770	GM5-A577	GM5-D524	
1.6 DSG - 1.6 FSI DSG (Ø amm. ant. 50mm)	10.03>	10 85 014 06 22	20 85 014 01 22	40 85 014 01 11	VE3-B375	BE5-A818	VE3-B376	BE5-A820	HE5-C834	GM5-B379	GM5-D523	
1.6 DSG - 1.6 FSI DSG (Ø amm. ant. 55mm)	10.03>	10 85 014 06 22	20 85 014 01 22	40 85 014 01 11	VE3-A817	BE5-A818	VE3-A819	BE5-A820	HE5-C770	GM5-A577	GM5-D524	
2.0 FSI	10.03>	10 85 014 06 22	20 85 014 02 22	40 85 014 01 11	VE3-A817	BE5-A818	VE3-A819	BE5-A820	HE5-C770	GM5-A577	GM5-D524	
2.0 GTI - 2.0 GTI DSG	10.03>	20 85 014 02 22		40 85 014 01 11	VE3-A817	BE5-A818	VE3-A819	BE5-A820	HE5-C770	GM5-A577	GM5-D524	
1.9 TDI (cambio man.) - (Ø amm. ant. 50mm)	10.03>	10 85 014 06 22	20 85 014 02 22	40 85 014 01 11	VE3-B375	BE5-A818	VE3-B376	BE5-A820	HE5-C834	GM5-B379	GM5-D523	
1.9 TDI (cambio man.) - (Ø amm. ant. 55mm)	10.03>	10 85 014 06 22	20 85 014 02 22	40 85 014 01 11	VE3-A817	BE5-A818	VE3-A819	BE5-A820	HE5-C770	GM5-A577	GM5-D524	
1.9 TDI DSG (Ø amm. ant. 50mm)	10.03>	10 85 014 07 22	20 85 014 02 22	40 85 014 01 11	VE3-B375	BE5-A818	VE3-B376	BE5-A820	HE5-C834	GM5-B379	GM5-D523	
1.9 TDI DSG (Ø amm. ant. 55mm )	10.03>	10 85 014 07 22	20 85 014 02 22	40 85 014 01 11	VE3-A817	BE5-A818	VE3-A819	BE5-A820	HE5-C770	GM5-A577	GM5-D524	
2.0 SDI - 2.0 TDI	10.03>	10 85 014 07 22	20 85 014 02 22	40 85 014 01 11	VE3-A817	BE5-A818	VE3-A819	BE5-A820	HE5-C770	GM5-A577	GM5-D524	
2.0 GTD	11.05>	20 85 014 02 22		40 85 014 01 11	VE3-A817	BE5-A818	VE3-A819	BE5-A820	HE5-C770	GM5-A577	GM5-D524	
<b>Golf V° serie Berlina 4WD (1K1)</b>												
2.0 FSI 4-Motion - 1.9 TDI 4-Motion - 2.0 TDI 4-Motion (amm. ant. 50mm)	8.04>				VE3-B375	BE5-A818	VE3-B376	BE5-A820	HE5-C834	GM5-B379	GM5-D523	
2.0 FSI 4-Motion - 1.9 TDI 4-Motion - 2.0 TDI 4-Motion (amm. ant. 55mm)	8.04>				VE3-A817	BE5-A818	VE3-A819	BE5-A820	HE5-C770	GM5-A577	GM5-D524	
3.2 R32 4-Motion	11.05>				VE3-A817	BE5-A818	VE3-A819	BE5-A820	HE5-C770	GM5-A577	GM5-D524	
<b>Golf V° Plus 2WD (5M1)</b>												
1.4 16V - 1.4 FSI (Ø amm. ant. 50mm)	1.05>	10 85 014 10 22	20 85 014 03 22	40 85 014 01 11	VE3-C363	BE5-C209	VE3-C364	BE5-C210	HE5-C834	GM5-B379	GM5-D523	
1.4 16V - 1.4 FSI (Ø amm. ant. 55mm)	1.05>	10 85 014 10 22	20 85 014 03 22	40 85 014 01 11	VE3-A528	BE5-C209	VE3-A530	BE5-C210	HE5-C770	GM5-A577	GM5-D524	
1.4 GT TSI Ø amm. ant. 50mm	5.06>	20 85 014 04 22		40 85 014 01 11	VE3-B375	BE5-A818	VE3-B376	BE5-C210	HE5-C834	GM5-B379	GM5-D523	
1.4 GT TSI Ø amm. ant. 55mm	5.06>	20 85 014 04 22		40 85 014 01 11	VE3-A817	BE5-A818	VE3-A819	BE5-C210	HE5-C770	GM5-A577	GM5-D524	
1.6 - 1.6 FSI (cambio man.) - (Ø amm. ant. 50mm)	1.05>	10 85 014 10 22	20 85 014 03 22	40 85 014 01 11	VE3-C363	BE5-C209	VE3-C364	BE5-C210	HE5-C834	GM5-B379	GM5-D523	
1.6 - 1.6 FSI (cambio man.) - (Ø amm. ant. 55mm)	1.05>	10 85 014 10 22	20 85 014 03 22	40 85 014 01 11	VE3-A528	BE5-C209	VE3-A530	BE5-C210	HE5-C770	GM5-A577	GM5-D524	
1.6 DSG - 1.6 FSI DSG (Ø amm. ant. 50mm)	1.05>	10 85 014 11 22	20 85 014 04 22	40 85 014 01 11	VE3-C363	BE5-C209	VE3-C364	BE5-C210	HE5-C834	GM5-B379	GM5-D523	
1.6 DSG - 1.6 FSI DSG (Ø amm. ant. 55mm)	1.05>	10 85 014 11 22	20 85 014 04 22	40 85 014 01 11	VE3-A528	BE5-C209	VE3-A530	BE5-C210	HE5-C770	GM5-A577	GM5-D524	
2.0 FSI	5.05>	10 85 014 11 22	20 85 014 04 22	40 85 014 01 11	VE3-A528	BE5-C209	VE3-A530	BE5-C210	HE5-C770	GM5-A577	GM5-D524	
1.9 TDI (cambio man.) - (Ø amm. ant. 50mm)	1.05>	10 85 014 11 22	20 85 014 04 22	40 85 014 01 11	VE3-C363	BE5-C209	VE3-C364	BE5-C210	HE5-C834	GM5-B379	GM5-D523	
1.9 TDI (cambio man.) - (Ø amm. ant. 55mm)	1.05>	10 85 014 11 22	20 85 014 04 22	40 85 014 01 11	VE3-A528	BE5-C209	VE3-A530	BE5-C210	HE5-C770	GM5-A577	GM5-D524	
1.9 TDI DSG (Ø amm. ant. 50mm)	1.05>	10 85 014 12 22	20 85 014 04 22	40 85 014 01 11	VE3-C363	BE5-C209	VE3-C364	BE5-C210	HE5-C834	GM5-B379	GM5-D523	
1.9 TDI DSG (Ø amm. ant. 55mm )	1.05>	10 85 014 12 22	20 85 014 04 22	40 85 014 01 11	VE3-A528	BE5-C209	VE3-A530	BE5-C210	HE5-C770	GM5-A577	GM5-D524	
2.0 SDI - 2.0 TDI	1.05>	10 85 014 12 22	20 85 014 04 22	40 85 014 01 11	VE3-A528	BE5-C209	VE3-A530	BE5-C210	HE5-C770	GM5-A577	GM5-D524	
<b>EOS (1F)</b>												
1.6 FSI (Ø amm. ant. 50mm)	5.06>	10 85 018 01 22		40 85 014 01 11	VE3-B375	BE5-D786	VE3-B376					
1.6 FSI (Ø amm. ant. 55mm)	5.06>	10 85 018 01 22		40 85 014 01 11	VE3-A817	BE5-D786	VE3-A819					
2.0 FSI - 2.0 TFSI - 2.0 TDI (Ø amm. ant. 50mm)	5.06>	10 85 018 02 22		40 85 014 01 11	VE3-B375	BE5-D786	VE3-B376					
2.0 FSI - 2.0 TFSI - 2.0 TDI (Ø amm. ant. 55mm)	5.06>	10 85 018 02 22		40 85 014 01 11	VE3-A817	BE5-D786	VE3-A819					
2.0 TFSI DSG - 3.2 FSI DSG - 2.0 TDI DSG (Ø amm. ant. 50mm)	5.06>	10 85 018 03 22		40 85 014 01 11	VE3-B375	BE5-D786	VE3-B376					
2.0 TFSI DSG - 3.2 FSI DSG - 2.0 TDI DSG (Ø amm. ant. 55mm)	5.06>	10 85 018 03 22		40 85 014 01 11	VE3-A817	BE5-D786	VE3-A819					

Marca e Modello	anno costruzione	Pro-Kit fino a ca. -30 mm*	Eibach Sportline fino a ca. -50 mm	Barre antirollio	Bilstein Sport (B6) per assetti standard		Bilstein Sprint (B8) per assetti ribassati fino a 50 mm		Kit Bilstein			
					Anteriore	Posteriore	Anteriore	Posteriore	PSS (B14) reg. in altezza	PSS9 (B16) ...e taratura	PSS 10 reg. in altezza e taratura	B16 Ride Control
<b>Touran (1T)</b>												
1.6 - 1.6 FSI	2.03>	10 85 012 01 22		40 85 014 01 11	VE3-A528	BE5-A529	VE3-A530	BE5-A531	HE5-C770	GM5-A577	GM5-D524	
2.0 FSI - 1.9 TDI (cambio man.)	2.03>	10 85 012 02 22		40 85 014 01 11	VE3-A528	BE5-A529	VE3-A530	BE5-A531	HE5-C770	GM5-A577	GM5-D524	
1.9 TDI (cambio autom.) - 2.0 TDI	2.03>	10 85 012 03 22		40 85 014 01 11	VE3-A528	BE5-A529	VE3-A530	BE5-A531	HE5-C770	GM5-A577	GM5-D524	
<b>Passat Berlina 2WD (32B)</b>												
1.3 - 1.6 - 1.8 - 1.9 - 2.0 - 2.2 - 1.6 D - 1.6 TD	8.80-12.88				P30-3005	B36-0030						
<b>Passat Variant 2WD (32B)</b>												
1.3 - 1.6 - 1.8 - 1.9 - 2.0 - 2.2 - 1.6 D - 1.6 TD	8.80-6.89				P30-3005	B36-0030						
<b>Passat Berlina 2WD (3A2/35I)</b>												
1.6 - 1.8 8V - 2.0 8V	2.88-8.92	85 11 140			V36-0406 #	B36-1597	VN3-4308 #	BE3-2601				
1.8 16V - 2.0 16V - 1.6 TD - 1.9 D	2.88-8.92				V36-0406 #	B36-1597	VN3-4308 #	BE3-2601				
1.6 - 1.8 8V - 1.8 16V - 2.0 8V - 2.0 16V	9.92-9.93				V36-4058 #	B36-1597	VN3-4309 #	BE3-2601				
2.8 VR6 - 1.6 TD - 1.9 D - 1.9 TD	6.91-9.93	85 38 140			V36-4058 #	B36-1597	VN3-4309 #	BE3-2601				
1.6 - 1.8 8V - 1.8 16V - 2.0 8V - 2.0 16V	10.93-8.96	85 41 140			V36-4058 #	B36-1597	VN3-4309 #	BE3-2601				
2.8 VR6 - 1.9 TD - 1.9 TDI	10.93-8.96	85 45 140			V36-4058 #	B36-1597	VN3-4309 #	BE3-2601				
					#= vedi figura							
<b>Passat Variant 2WD (3A5/35I)</b>												
1.6 - 1.8 8V - 1.8 16V - 2.0 - 2.0 16V - 2.8 VR6	2.88-8.92				V36-0406 #	B36-1597	VN3-4308 #	BE3-2601				
1.6 TD - 1.9 D - 1.9 TD	2.88-8.92				V36-0406 #	B36-1597	VN3-4308 #	BE3-2601				
1.6 - 1.8 8V - 1.8 16V - 2.0 - 2.0 16V	9.92-9.93	85 36 140			V36-4058 #	B36-1597	VN3-4309 #	BE3-2601				
2.8 VR6 - 1.6 TD - 1.9 D - 1.9 TD	9.92-9.93				V36-4058 #	B36-1597	VN3-4309 #	BE3-2601				
1.6 - 1.8 8V - 1.8 16V - 2.0 - 2.0 16V	10.93-9.97	85 42 140			V36-4058 #	B36-1597	VN3-4309 #	BE3-2601				
2.8 VR6 - 1.9 TD - 1.9 TDI	10.93-9.97	85 45 140			V36-4058 #	B36-1597	VN3-4309 #	BE3-2601				
					#= vedi figura							
<b>Passat Berlina 2WD (3B2)</b>												
1.6 - 1.8 - 1.8 T (senza cond.)	10.96-11.00	85 53 140		15 31 310	B36-2079 ©	BE3-2532	B36-2081 ©+*	BE3-2533	HE5-8824	GM5-8874		
1.6 - 1.8 - 1.8T (con cond.)	10.96-11.00	85 54 140		15 31 310	B36-2079 ©	BE3-2532	B36-2081M1 ©	BE3-2533	HE5-8824	GM5-8874		
2.0 - 2.3 V5 - 2.8 V6 - 1.9 TDI	10.96-11.00	85 54 140		15 31 310	B36-2079 ©	BE3-2532	B36-2081 ©+*	BE3-2533	HE5-8824	GM5-8874		
2.5 TDI	7.98-11.00	85 84 140		15 31 310	B36-2079 ©	BE3-2532	B36-2081M1 ©	BE3-2533	HE5-8824	GM5-8874		
					©= utilizzare il piattello appoggio molla originale * = disponibile anche in versione rinforzata							
<b>Passat Berlina 4WD (3B2)</b>												
1.8 4-Motion - 2.0 4-Motion	10.96-11.00	85 82 140		15 31 310	B36-2079 ©	BE5-6509	B36-2081 ©+*	BE5-6511	HE5-8826	GM5-8868		
2.3 VR5 4-Motion - 2.8 V6 4-Motion - 1.9 TDI 4-Motion	10.96-11.00	85 83 140		15 31 310	B36-2079 ©	BE5-6509	B36-2081 ©+*	BE5-6511	HE5-8827	GM5-8868		
2.5 TDI 4-Motion	12.98-11.00	10 85 002 01 22		15 31 310	B36-2079 ©	BE5-6509	B36-2081M1 ©	BE5-6511	HE5-8827	GM5-8868		
					©= utilizzare il piattello appoggio molla originale * = disponibile anche in versione rinforzata							
<b>Passat Variant 2WD (3B5)</b>												
1.6 - 1.8 - 2.0 - 1.9 TDI 90 CV (senza cond.)	6.97-11.00	85 56 140		15 31 310	B36-2079 ©	BE3-2532	B36-2081 ©+*	BE3-2533	HE5-8825	GM5-8874		
1.6 - 1.8 - 2.0 - 1.9 TDI (con cond.)	6.97-11.00	85 57 140		15 31 310	B36-2079 ©	BE3-2532	B36-2081 ©+*	BE3-2533	HE5-8825	GM5-8874		
1.8T (senza cond.)	6.97-11.00	85 56 140		15 31 310	B36-2079 ©	BE3-2532	B36-2081M1 ©	BE3-2533	HE5-8825	GM5-8874		
1.8T (con cond.)	6.97-11.00	85 57 140		15 31 310	B36-2079 ©	BE3-2532	B36-2081M1 ©	BE3-2533	HE5-8825	GM5-8874		
2.3 VR5 - 2.8 V6 - 1.9 TDI (101 - 110 - 115)	6.97-11.00	85 57 140		15 31 310	B36-2079 ©	BE3-2532	B36-2081 ©+*	BE3-2533	HE5-8825	GM5-8874		
2.5 TDI	7.98-11.00	85 85 140		15 31 310	B36-2079 ©	BE3-2532	B36-2081M1 ©	BE3-2533	HE5-8825	GM5-8874		
					©= utilizzare il piattello appoggio molla originale * = disponibile anche in versione rinforzata							



Marca e Modello	anno costruzione	Pro-Kit fino a ca. -30 mm*	Eibach Sportline fino a ca. -50 mm	Barre antirollio	Bilstein Sport (B6) per assetti standard		Bilstein Sprint (B8) per assetti ribassati fino a 50 mm		PSS (B14)	Kit Bilstein		
					Anteriore	Posteriore	Anteriore	Posteriore	reg. in altezza	PSS9 (B16) ...e taratura	PSS 10 reg. in altezza e taratura	B16 Ride Control
<b>Passat Variant 4WD (3B5)</b>												
1.8 4-Motion - 2.0 4-Motion	6.97-11.00	85 65 140		15 31 310	B36-2079 ©	BE5-6509	B36-2081 ©+*	BE5-6511	HE5-8828	GM5-8868		
2.3 VR5 4-Motion - 2.8 V6 4-Motion - 1.9 TDI 4-Motion	6.97-11.00	85 66 140		15 31 310	B36-2079 ©	BE5-6509	B36-2081 ©+*	BE5-6511	HE5-8829	GM5-8868		
2.5 TDI 4-Motion	12.98-11.00	10 85 002 02 22		15 31 310	B36-2079 ©	BE5-6509	B36-2081M1 ©	BE5-6511	HE5-8829	GM5-8868		
©= utilizzare il piattello appoggio molla originale * = disponibile anche in versione rinforzata												
<b>Passat Berlina 2WD (3B3)</b>												
1.6 - 2.0	11.00-3.05	10 85 002 05 22		15 31 310	BE5-6512	BE5-6542	BE5-6513	BE5-6543	HE5-8824	GM5-8874		
1.8 T	11.00-3.05	10 85 002 06 22		15 31 310	BE5-6512	BE5-6542	BE5-6513	BE5-6543	HE5-8824	GM5-8874		
1.9 TDI - 2.0 TDI	11.00-3.05	10 85 002 06 22		15 31 310	BE5-6512	BE5-6542	BE5-6513	BE5-6543	HE5-8824	GM5-8874		
2.3 V5 - 2.5 TDI	11.00-3.05	10 85 002 07 22		15 31 310	BE5-6512	BE5-6542	BE5-6513	BE5-6543	HE5-8824	GM5-8874		
<b>Passat Berlina 4WD (3B3)</b>												
2.0 4-Motion	11.00-3.05	85 82 140		15 31 310	BE5-6512	BE5-6509	BE5-6513	BE5-6511	HE5-8826	GM5-8868		
2.3 V5 4-Motion - 2.8 V6 4-Motion - 1.9 TDI 4-Motion	11.00-3.05	85 83 140		15 31 310	BE5-6512	BE5-6509	BE5-6513	BE5-6511	HE5-8827	GM5-8868		
2.5 TDI	11.00-3.05	10 85 002 01 22		15 31 310	BE5-6512	BE5-6509	BE5-6513	BE5-6511	HE5-8827	GM5-8868		
4.0 W8 4-Motion	9.01-3.05				BE5-6953	BE5-6954	BE5-6955	BE5-6956		GM5-8868		
<b>Passat Variant 2WD (3B6)</b>												
1.6 - 2.0	11.00-8.05	10 85 002 08 22		15 31 310	BE5-6512	BE5-6544	BE5-6513	BE5-6545	HE5-8825	GM5-8874		
1.8 T	11.00-8.05	10 85 002 09 22		15 31 310	BE5-6512	BE5-6544	BE5-6513	BE5-6545	HE5-8825	GM5-8874		
1.9 TDI - 2.0 TDI	11.00-8.05	10 85 002 09 22		15 31 310	BE5-6512	BE5-6544	BE5-6513	BE5-6545	HE5-8825	GM5-8874		
2.3 V5 2.5 TDI	11.00-8.05	10 85 002 10 22		15 31 310	BE5-6512	BE5-6544	BE5-6513	BE5-6545	HE5-8825	GM5-8874		
<b>Passat Variant 4WD (3B6)</b>												
2.0 4-Motion	11.00-8.05	85 65 140		15 31 310	BE5-6512	BE5-6509	BE5-6513	BE5-6511	HE5-8828	GM5-8868		
2.3 V5 4-Motion - 2.8 V6 4-Motion - 1.9 TDI 4-Motion	11.00-8.05	85 66 140		15 31 310	BE5-6512	BE5-6509	BE5-6513	BE5-6511	HE5-8828	GM5-8868		
2.5 TDI	11.00-8.05	10 85 002 02 22		15 31 310	BE5-6512	BE5-6509	BE5-6513	BE5-6511	HE5-8829	GM5-8868		
4.0 W8 4-Motion	9.01>	10 85 002 18 22							HE5-8693	GM5-8868		
<b>Passat Berlina 2WD (3C2) - (Ø amm. ant. 55mm)</b>												
1.6 - 1.6 FSI - 2.0 FSI (con cambio manuale)	3.05>	10 85 016 01 22		40 85 014 01 11	VE3-C207	BE5-C209	VE3-C208	BE5-C210	HE5-C770	GM5-A577	GM5-D524	
2.0 FSI (con cambio autom.)	3.05>	10 85 016 02 22		40 85 014 01 11	VE3-C207	BE5-C209	VE3-C208	BE5-C210	HE5-C770	GM5-A577	GM5-D524	
3.2 FSI	11.05>				VE3-C207	BE5-C209	VE3-C208	BE5-C210	HE5-C770	GM5-A577	GM5-D524	
2.0T FSI - 1.9 TDI - 2.0 TDI	3.05>	10 85 016 02 22		40 85 014 01 11	VE3-C207	BE5-C209	VE3-C208	BE5-C210	HE5-C770	GM5-A577	GM5-D524	
<b>Passat Variant 2WD (3C5) - (Ø amm. ant. 55mm)</b>												
1.6 - 1.6 FSI - 2.0 FSI (con cambio manuale)	9.05>	10 85 016 03 22		40 85 014 01 11	VE3-C207	BE5-C209	VE3-C208	BE5-C210	HE5-C770	GM5-A577	GM5-D524	
2.0 FSI (con cambio autom.)	9.05>	10 85 016 04 22		40 85 014 01 11	VE3-C207	BE5-C209	VE3-C208	BE5-C210	HE5-C770	GM5-A577	GM5-D524	
3.2 FSI	11.05>				VE3-C207	BE5-C209	VE3-C208	BE5-C210	HE5-C770	GM5-A577	GM5-D524	
2.0T FSI - 1.9 TDI - 2.0 TDI	9.05>	10 85 016 04 22		40 85 014 01 11	VE3-C207	BE5-C209	VE3-C208	BE5-C210	HE5-C770	GM5-A577	GM5-D524	
<b>Sharan (7M6 - 7M8 - 7M9)</b>												
1.8 T - 2.0	5.95>	85 49 140			VE3-A350	BE5-A352	VE3-A351	BE5-A353				
2.8 VR6 - 2.8 VR6 4-Motion - 1.9 TDI - 1.9 TDI 4-Motion - 2.0 TDI	5.95>	85 52 140			VE3-A350	BE5-A352	VE3-A351	BE5-A353				
<b>T4</b>												
1.8 - 2.0 - 2.5 - 2.5 Syncro - 2.8 VR6 - 2.8 V6 - 1.9 D - 1.9 TD - 2.4 D - 2.4 D Syncro - 2.5 TDI - 2.5 TDI Syncro	9.90-5.03	85 39 120 ©			B46-1911	B46-1912						
©= escl. modelli con assetto sportivo di serie												

Marca e Modello	anno costruzione	Pro-Kit fino a ca. -30 mm*	Eibach Sportline fino a ca. -50 mm	Barre antirollio	Bilstein Sport (B6) per assetti standard		Bilstein Sprint (B8) per assetti ribassati fino a 50 mm		PSS (B14) reg. in altezza	Kit Bilstein		
					Anteriore	Posteriore	Anteriore	Posteriore		PSS9 (B16) ...e taratura	PSS 10 reg. in altezza e taratura	B16 Ride Control
<b>T5</b>												
2.0 - 1.9 TDI	5.03>	10 85 013 01 22				VE3-A910	BE5-A911	VE3-A912	BE5-A913			
3.2 - 2.5 TDI	5.03>	10 85 013 02 22				VE3-A910	BE5-A911	VE3-A912	BE5-A913			
3.2 4-Motion - 2.5 TDI 4-Motion	7.04>					VE3-A910	BE5-A911	VE3-A912	BE5-A913			
<b>Scirocco (53B)</b>												
1.1 - 1.3 - 1.5 - 1.6 - 1.8 8V	8.80-7.92	85 01 140		85 01 320		P30-0137	B46-0837	V36-0215	B46-1514			
<b>Corrado (53I)</b>												
1.8 16V 1.8 G60 - 2.0i - 2.0 16V (ruote 4 fori)	4.89-12.95	85 13 140		85 02 320		V36-0214 ©	B36-1417	V36-0387 ©	B36-1553	HE5-C484 ©	S03-8056 ©	
1.8 16V 1.8 G60 - 2.0i - 2.0 16V (amm. ant. bitubo) - (ruote 5 fori)	4.89-12.95	85 13 140		85 02 320		V36-4023 *	B36-1417	V36-4024 *	B36-1553			
1.8 16V 1.8 G60 - 2.0i - 2.0 16V (amm. ant. monotubo) - (ruote 5 fori)	4.89-12.95	85 13 140		85 02 320		VE3-4391 *	B36-1417	VE3-4392 *	B36-1553			
2.9 VR6 (amm. ant. bitubo) - (ruote 4 fori)	8.91-12.95	85 13 140		85 30 320		V36-4023 *	B36-1529	V36-4024 *	B36-1553			
2.9 VR6 (amm. ant. monotubo) - (ruote 5 fori)	8.91-12.95	85 13 140		85 30 320		VE3-4391 *	B36-1529	VE3-4392 *	B36-1553			
						©= ruote 4 fori *= ruote 5 fori						
<b>Touareg (7LA)</b>												
3.2 V6 - 3.6 FSI 4.2 V8 - 2.5 R5 TDI - 3.0 V6 TDI	10.02>	10 85 011 01 22		40 85 011 01 11		VE3-B055sx/B056dx	BE5-B057	VE3-B058sx/B059dx	BE5-B060			
6.0 W12 - 5.0 V10 TDI	10.02>					VE3-B055sx/B056dx	BE5-B057	VE3-B058sx/B059dx	BE5-B060			
<b>VOLVO</b>												
<b>S40 I (VS)</b>												
1.6 - 1.8 - 2.0 - 2.0 T - 1.9 TD - 1.9 DI (escl. T4)	4.96-12.03	84 15 140										
<b>S40 II</b>												
1.6 - 1.8	1.04>					VE3-B073sx/B074dx	BE5-B382	VE3-B076sx/B077dx	BE5-B383	HE5-C122	GM5-C126	
2.4i - 2.4 - T5 - 2.0D	1.04>	10 84 006 07 22				VE3-B073sx/B074dx	BE5-B382	VE3-B076sx/B077dx	BE5-B383	HE5-C122	GM5-C126	
1.6 D	1.05>					VE3-B073sx/B074dx	BE5-B382	VE3-B076sx/B077dx	BE5-B383	HE5-C122	GM5-C126	
T5 AWD	1.04>	10 84 006 13 22										
<b>V40 (VW)</b>												
1.6 - 1.8 - 2.0 - 2.0 T - 1.9 TD - 1.9 DI	4.96-8.99	84 15 140										
1.6 - 1.8 - 2.0 - 2.0 T-1.9 TD-1.9 DI(> telaio 600 067)	9.99-05.00	10 84 002 01 22 ©										
1.6 - 1.8 - 2.0 - 2.0 T - 1.9 DI (< telaio 600 068)	5.00>	10 84 002 02 22										
2.0 T4	7.00>	10 84 002 03 22										
©= escl. T4												
<b>V50</b>												
1.6 - 1.8	4.04>					VE3-B073sx/B074dx	BE5-B382	VE3-B076sx/B077dx	BE5-B383	HE5-C122	GM5-C126	
2.4i - 2.4 - T5 - 2.0D	4.04>	10 84 006 07 22				VE3-B073sx/B074dx	BE5-B382	VE3-B076sx/B077dx	BE5-B383	HE5-C122	GM5-C126	
1.6 D	1.05>					VE3-B073sx/B074dx	BE5-B382	VE3-B076sx/B077dx	BE5-B383	HE5-C122	GM5-C126	
T5 AWD	4.04>	10 84 006 13 22										
<b>850 Berlina (LS)</b>												
2.0 - 2.0 T - 2.3 T5 - 2.3 T5-R - 2.5 - 2.5 TDI	6.91-12.96	84 18 140				V36-4015	B36-1640					
<b>850 SW 2WD (LW)</b>												
2.0 - 2.0 T - 2.3 T5 - 2.5 - 2.5 TDI (escl. 2.3 T5-R)	6.91-12.96	84 10 140				V36-4015	B36-1640					
2.3 T5-R	8.95-12.96	84 10 140				V36-4015	B36-1640					

Marca e Modello	anno costruzione	Pro-Kit fino a ca. -30 mm*	Eibach Sportline fino a ca. -50 mm	Barre antirollio	Bilstein Sport (B6) per assetti standard		Bilstein Sprint (B8) per assetti ribassati fino a 50 mm		Kit Bilstein			
					Anteriore	Posteriore	Anteriore	Posteriore	PSS (B14) reg. in altezza	PSS9 (B16) ...e taratura	PSS 10 reg. in altezza e taratura	B16 Ride Control
<b>S60 2WD</b>												
2.0 T - T5 - 2.4 - 2.4 T - 2.4 T5	11.00>	10 84 004 01 22			VE3-5221	BE5-6793	VE3-5222	BE5-6794				
2.5 T - 2.4 D - 2.4 D5	11.00>	10 84 004 02 22			VE3-5221	BE5-6793	VE3-5222	BE5-6794				
<b>S60 AWD</b>												
2.4 T AWD	11.01-3.03	10 84 004 05 22										
2.4 D5 AWD - 2.5 TDI AWD	11.01-3.03	10 84 004 06 22										
2.4 T AWD - R 2.5 T AWD - 2.4 D5 AWD - 2.5 TDI AWD	3.03>	10 84 004 08 22										
<b>940 Berlina - SW (944 - 945) - 960 Berlina - SW (964 - 965)</b>												
tutti modelli (asse posteriore rigido)	8.90-12.94				P36-0292	B36-1274						
tutti modelli (asse posteriore indipendente)	12.94-10.98				P36-0292	B46-1662						
<b>S70</b>												
2.0 - 2.0 T - 2.3 T - 2.3 T5 - 2.4 - 2.4 T - 2.5 - 2.5 TDI	1.97-3.00	84 18 140			V36-4015	B36-1640						
<b>V70 I 2WD</b>												
2.0 - 2.0 T - 2.3 T - 2.3 T5 - 2.4 - 2.5 T - 2.5 - 2.5 TDI	1.97-5.00	84 10 140			V36-4015	B36-1640						
<b>V70 II 2WD</b>												
2.0 T - 2.4 - 2.4 T - 2.5 T	3.00>	10 84 003 01 22			VE3-5221	BE5-6793	VE3-5222	BE5-6794				
2.3 T5 - 2.4 T5	3.00>	10 84 003 01 22			VE3-5221	BE5-6793	VE3-5222	BE5-6794				
2.4 D - 2.4 D5 - 2.5 TDI	3.00>	10 84 003 02 22			VE3-5221	BE5-6793	VE3-5222	BE5-6794				
<b>V70 II AWD</b>												
2.4 T AWD	9.01-3.03	10 84 003 03 22										
2.4 D5 AWD - 2.5 TDI AWD	9.01-3.03	10 84 003 04 22										
2.4 T AWD - R 2.5 T AWD - 2.4 D5 AWD	3.03>	10 84 003 05 22										
<b>C70 Coupé</b>												
2.0 - 2.0 T - 2.3 T5 - 2.5 - 2.5 T	3.97-9.02	84 20 140			V36-4015	B36-1640						
<b>C70 Cabrio</b>												
2.0 - 2.0 T - 2.3 T5 - 2.4 T - 2.5 - 2.5 T	3.98>	84 20 140			V36-4015	B36-1640						
<b>C 70 Cabrio-Coupé (M)</b>												
2.4 - T5 (escl. D5)	3.06>	10 84 009 01 22										
<b>XC 70</b>												
2.5 T XC AWD - 2.4 D5 XC AWD - 2.4 D5 AWD	9.02>	10 84 008 01 22										
<b>S80 I</b>												
2.0 - 2.0 T - 2.4 - 2.4 T - 2.5 T-2.8T6-2.9-3.0-3.0 T6	5.98-3.06	84 21 140			VE3-5221	BE5-6793	VE3-5222	BE5-6794				
2.4 D - 2.4 D5 - 2.5 TDI	5.98-3.06	84 21 140			VE3-5221	BE5-6793	VE3-5222	BE5-6794				
<b>S80 II</b>												
2.5 T - 3.2 - 3.2 AWD - 2.4 D - 2.4 D5	3.06>	10 84 010 01 22										
<b>XC 90</b>												
2.5T - 3.0T6 - 4.4 V8 - 2.4D5	10.02>	10 84 007 01 22										